

PACKAGED HEAT PUMP 13.4 SEER2 2 TO 5 TONS



Contents

Nomenclature.....	2
Product Specifications.....	3
Expanded Cooling Data.....	4
Expanded Heating Data.....	16
Airflow Data.....	19
Heat Kit Electrical Data.....	20
Dimensions.....	21
Wiring Diagram.....	22
Accessories.....	23

Standard Features

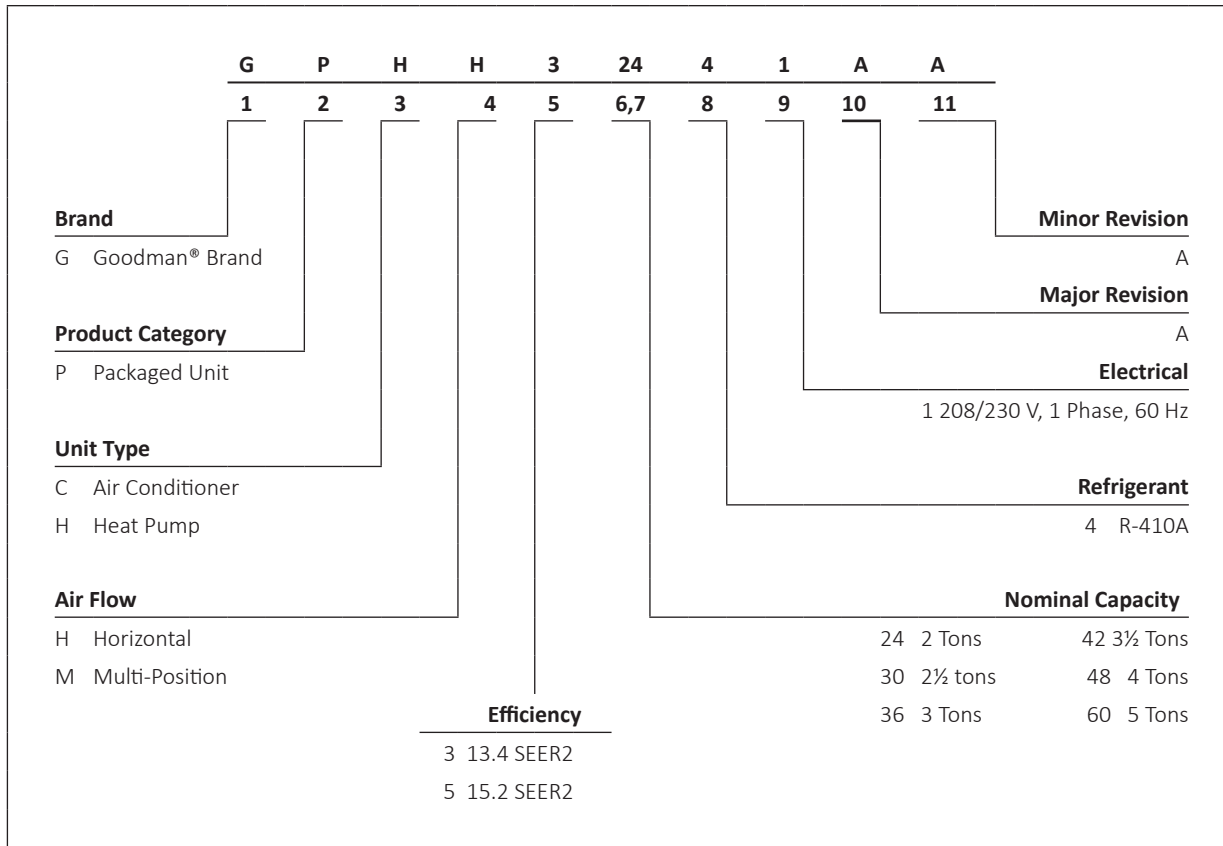
- Energy-efficient scroll compressor
- Multi-speed ECM indoor blower motor
- Quiet horizontal discharge
- All-aluminum evaporator coil
- Copper tube/aluminum fin condenser coil
- Totally enclosed, permanently lubricated condenser fan motor
- Fully charged system
- Electric heat kit available as a field-installed option
- AHRI certified; ETL listed

Cabinet Features

- Heavy-gauge galvanized-steel cabinet with architectural gray powder-paint finish
- Aluminum foil-facing internal insulation reinforced with fiberglass scrim
- Fully insulated blower compartment with convenient access panels
- Meets cabinet air leakage requirements when tested in accordance with ASHRAE standard 193
- Louvered condenser coil protection
- One footprint for all tonnages
- When properly anchored, meets the 2020 Florida Building Code unit integrity requirements for hurricane-type winds (Anchor bracket kits available.)



* Complete warranty details available from your local dealer or at www.goodmanmfg.com. To receive the 10-Year Parts Limited Warranty, online registration must be completed within 60 days of installation. Online registration is not required in California or Quebec. The duration of warranty coverages in Texas differs in some cases.



	GP HH32441**	GP HH33041**	GP HH33641**	GP HH34241**	GP HH34841**	GP HH36041**
COOLING CAPACITY						
Total BTU/h	23,400	27,800	35,200	39,000	46,000	57,000
Sensible BTU/h	18,088	21,934	27,632	30,615	36,616	41,838
SEER2/EER2	13.4 / 10.6	13.4 / 10.6	13.4 / 10.6	13.4 / 10.6	13.4 / 10.6	13.4 / 10.6
AHRI Numbers	208842404	208842405	208842406	208842407	208842408	208842409
HEATING CAPACITY						
BTU/h (47°F)	22,800	27,600	32,200	37,200	43,500	54,500
C.O.P. (47°F)	3.60	3.54	3.70	3.68	3.62	3.58
BTU/h (17°F)	13,000	15,400	19,400	21,600	24,800	32,200
C.O.P. (17°F)	2.28	2.38	2.34	2.42	2.24	2.36
HSPF2	6.70	6.70	6.70	6.70	6.70	6.70
EVAPORATOR MOTOR						
Type	ECM	ECM	ECM	ECM	ECM	ECM
Wheel (D x W)	10 x 8	10 x 8	10 x 8	10 x 8	10 x 8	11 x 8
Cooling CFM ³	875	1,050	1,200	1,300	1,570	1,700
Fan-Only CFM	685	581	958	1,061	1,094	1,202
No. of Speeds	5	5	5	5	5	5
Horsepower - RPM	1/2 - 1050	1/2 - 1050	1/2 - 1050	1/2 - 1050	3/4 - 1050	3/4 - 1050
EVAPORATOR COIL						
Face Area (ft ²)	5.26	5.26	6.23	6.23	6.23	7.01
Rows Deep	3	3	3	4	4	4
Fins per Inch	14	14	14	14	14	14
Metering Device Type	Piston	Piston	Piston	Piston	Piston	Piston
Drain Size (NPT)	¾"	¾"	¾"	¾"	¾"	¾"
Refrigerant Charge (oz.)	105	105	116	132	170	173
CONDENSER FAN						
Horsepower - RPM	1/6 - 810	1/6 - 810	1/4 - 830	1/4 - 1075	1/4 - 1075	1/4 - 1075
Fan Diameter	22	22	22	22	22	22
# Fan Blades	3	3	4	4	4	4
CONDENSER COIL						
Face Area (ft ²)	13.37	13.37	17.02	17.02	17.02	18.85
Rows Deep	1	1	1	1	2	2
Fins per Inch	24	24	24	24	16	20
Metering Device Type	Piston	Piston	Piston	Piston	Piston	Piston
COMPRESSOR						
Quantity	1	1	1	1	1	1
Type	Scroll	Scroll	Scroll	Scroll	Scroll	Scroll
Stage	Single	Single	Single	Single	Single	Single
SOUND POWER						
dBA	76	76	78	78	80	80
ELECTRICAL DATA						
Compressor RLA/LRA	12.8 / 58.3	14.1 / 73	16.7 / 79	16.7 / 109	19.9 / 109	26.4 / 134
Voltage/Phase (60 Hz)	208-230 / 1	208-230 / 1	208-230 / 1	208-230 / 1	208-230 / 1	208-230 / 1
Indoor Blower FLA	3.8	3.8	3.8	3.8	5.4	5.4
Outdoor Fan FLA	0.95	0.95	1.3	1.4	1.4	1.4
M.C.A. ¹	20.8	22.4	26	26.1	31.7	39.8
M.O.P. ²	30	35	40	40	50	60
OPERATING WEIGHT (LBS)	315	315	375	375	375	400
SHIP WEIGHT (LBS)	324	324	387	387	387	412

¹ Wire size should be determined in accordance with National Electrical Codes. Extensive wire runs will require larger wire sizes.

² Must use time-delay fuses or HACR-type circuit breakers of the same size as noted.

³ Factory

Note: Always check the S&R plate for electrical data on the unit being installed.

IDB		OUTDOOR AMBIENT TEMPERATURE																											
		65				75				85				95				105				115							
		59	63	67	71	59	63	67	71	59	63	67	71	59	63	67	71	59	63	67	71	59	63	67	71				
		ENTERING INDOOR WET BULB TEMPERATURE																											
70	AIRFLOW	59	63	67	71	59	63	67	71	59	63	67	71	59	63	67	71	59	63	67	71	59	63	67	71	59	63	67	71
	MBh	23.6	24.0	24.7	-	23.4	23.8	24.5	-	22.8	23.1	23.9	-	21.7	22.1	22.8	-	20.4	20.8	21.5	-	19.2	19.6	20.3	-				
	S/T	0.56	0.49	0.35	-	0.57	0.49	0.36	-	0.60	0.52	0.38	-	1.00	0.54	0.40	-	1.00	0.56	0.42	-	1.00	0.61	0.48	-				
	ΔT	17.90	16.30	13.33	-	17.85	16.26	13.29	-	18.08	16.48	13.51	-	17.84	16.24	13.27	-	17.62	16.03	13.06	-	18.62	17.03	14.06	-				
	kW	1.55	1.55	1.55	-	1.75	1.75	1.74	-	1.97	1.97	1.97	-	2.21	2.21	2.21	-	2.48	2.48	2.48	-	2.80	2.80	2.79	-				
	Amps	6.20	6.20	6.18	-	7.12	7.11	7.09	-	8.13	8.13	8.11	-	9.24	9.23	9.21	-	10.47	10.46	10.44	-	11.91	11.90	11.89	-				
	Hi PR	128	129	130	-	149	149	150	-	170	170	171	-	193	193	194	-	218	218	219	-	244	245	245	-				
	Lo PR	124	126	129	-	132	133	136	-	138	140	143	-	144	146	149	-	150	151	154	-	157	158	161	-				
	MBh	23.9	24.2	24.9	-	23.7	24.0	24.7	-	23.1	23.4	24.1	-	22.0	22.3	23.0	-	20.7	21.0	21.7	-	19.5	19.8	20.5	-				
	S/T	0.64	0.56	0.42	-	0.65	0.57	0.43	-	0.67	0.59	0.46	-	1.00	0.61	0.48	-	1.00	0.64	0.50	-	1.00	0.69	0.55	-				
ΔT	16.88	15.29	12.32	-	16.84	15.25	12.28	-	17.06	15.47	12.50	-	16.82	15.23	12.26	-	16.61	15.02	12.05	-	17.61	16.02	13.05	-					
kW	1.56	1.56	1.56	-	1.76	1.76	1.76	-	1.98	1.98	1.98	-	2.22	2.22	2.22	-	2.49	2.49	2.49	-	2.81	2.81	2.80	-					
Amps	6.25	6.25	6.23	-	7.17	7.16	7.14	-	8.18	8.18	8.16	-	9.29	9.28	9.26	-	10.52	10.51	10.49	-	11.96	11.95	11.94	-					
Hi PR	129	130	131	-	150	150	151	-	171	171	172	-	194	194	195	-	219	219	220	-	245	246	246	-					
Lo PR	126	127	130	-	133	135	138	-	140	142	145	-	146	147	150	-	151	153	156	-	158	160	163	-					
MBh	24.1	24.5	25.2	-	23.9	24.2	25.0	-	23.3	23.6	24.3	-	22.2	22.6	23.3	-	20.9	21.2	22.0	-	19.7	20.1	20.8	-					
S/T	0.68	0.60	0.46	-	0.68	0.61	0.47	-	0.71	0.63	0.49	-	1.00	0.65	0.51	-	1.00	0.67	0.54	-	1.00	0.73	0.59	-					
ΔT	16.25	14.65	11.68	-	16.20	14.61	11.64	-	16.43	14.83	11.86	-	16.19	14.59	11.62	-	15.97	14.38	11.41	-	16.97	15.38	12.41	-					
kW	1.57	1.57	1.56	-	1.77	1.77	1.76	-	1.99	1.99	1.99	-	2.23	2.23	2.23	-	2.50	2.50	2.49	-	2.82	2.81	2.81	-					
Amps	6.29	6.28	6.26	-	7.20	7.19	7.17	-	8.22	8.21	8.19	-	9.32	9.31	9.29	-	10.55	10.54	10.53	-	11.99	11.98	11.97	-					
Hi PR	130	131	131	-	150	151	152	-	172	172	173	-	195	195	196	-	219	220	221	-	246	246	247	-					
Lo PR	127	129	132	-	135	136	139	-	141	143	146	-	147	148	152	-	152	154	157	-	159	161	164	-					

75	AIRFLOW	59	63	67	71	59	63	67	71	59	63	67	71	59	63	67	71	59	63	67	71	59	63	67	71
	MBh	23.7	24.0	24.7	25.8	23.4	23.8	24.5	25.6	22.8	23.2	23.9	25.0	21.8	22.1	22.8	23.9	20.4	20.8	21.5	22.6	19.3	19.6	20.3	21.4
	S/T	0.70	0.62	0.48	0.3	0.70	0.63	0.49	0.3	1.00	0.65	0.51	0.4	1.00	0.67	0.53	0.4	1.00	0.69	0.55	0.4	1.00	1.00	0.61	0.5
	ΔT	21.39	19.80	16.83	13.8	21.35	19.76	16.79	13.7	21.57	19.98	17.01	13.9	21.33	19.74	16.77	13.7	21.12	19.53	16.56	13.5	22.12	20.53	17.56	14.5
	kW	1.55	1.55	1.54	1.6	1.75	1.75	1.74	1.8	1.97	1.97	1.97	2.0	2.21	2.21	2.21	2.2	2.48	2.48	2.48	2.5	2.80	2.79	2.79	2.8
	Amps	6.20	6.19	6.18	6.2	7.11	7.10	7.09	7.2	8.13	8.12	8.11	8.2	9.23	9.22	9.21	9.3	10.46	10.45	10.44	10.5	11.90	11.90	11.88	12.0
	Hi PR	128	129	130	132.0	149	149	150	152.4	170	171	171	173.7	193	193	194	196.6	218	218	219	221.4	244	245	246	247.8
	Lo PR	124	126	129	134.2	132	133	137	141.8	138	140	143	148.5	144	146	149	154.1	150	151	154	159.7	157	158	161	166.6
	MBh	23.9	24.2	25.0	26.0	23.7	24.0	24.7	25.8	23.1	23.4	24.1	25.2	22.0	22.3	23.1	24.1	20.7	21.0	21.7	22.8	19.5	19.8	20.6	21.6
	S/T	0.77	0.69	0.56	0.4	1.00	0.70	0.56	0.4	1.00	0.73	0.59	0.4	1.00	0.74	0.61	0.5	1.00	0.77	0.63	0.5	1.00	1.00	0.68	0.5
ΔT	20.38	18.79	15.82	12.7	20.34	18.75	15.78	12.7	20.56	18.97	16.00	12.9	20.32	18.73	15.76	12.7	20.11	18.52	15.55	12.5	21.11	19.52	16.54	13.5	
kW	1.56	1.56	1.56	1.6	1.76	1.76	1.75	1.8	1.98	1.98	1.98	2.0	2.22	2.22	2.22	2.2	2.49	2.49	2.49	2.5	2.81	2.81	2.80	2.8	
Amps	6.25	6.24	6.23	6.3	7.16	7.15	7.14	7.2	8.18	8.17	8.16	8.2	9.28	9.27	9.26	9.3	10.51	10.50	10.49	10.6	11.95	11.95	11.93	12.0	
Hi PR	129	130	131	133.1	150	150	151	153.4	171	172	173	174.7	194	195	195	197.7	219	219	220	222.4	245	246	247	248.8	
Lo PR	126	127	131	135.8	133	135	138	143.5	140	142	145	150.1	146	147	150	155.8	151	153	156	161.3	158	160	163	168.2	
MBh	24.1	24.5	25.2	26.3	23.9	24.3	25.0	26.1	23.3	23.6	24.3	25.4	22.2	22.6	23.3	24.4	20.9	21.3	22.0	23.1	19.7	20.1	20.8	21.9	
S/T	0.81	0.73	0.59	0.4	1.00	0.74	0.60	0.5	1.00	0.76	0.63	0.5	1.00	0.78	0.65	0.5	1.00	0.81	0.67	0.5	1.00	1.00	0.72	0.6	
ΔT	19.75	18.15	15.18	12.1	19.70	18.11	15.14	12.1	19.93	18.33	15.36	12.3	19.69	18.09	15.12	12.0	19.47	17.88	14.91	11.8	20.47	18.88	15.91	12.8	
kW	1.57	1.57	1.56	1.6	1.77	1.76	1.76	1.8	1.99	1.99	1.98	2.0	2.23	2.23	2.22	2.2	2.50	2.50	2.49	2.5	2.81	2.81	2.81	2.8	
Amps	6.28	6.27	6.26	6.3	7.19	7.18	7.17	7.2	8.21	8.20	8.19	8.3	9.31	9.30	9.29	9.4	10.54	10.53	10.52	10.6	11.99	11.98	11.96	12.0	
Hi PR	130	131	132	133.8	150	151	152	154.2	172	172	173	175.5	195	195	196	198.4	219	220	221	223.2	246	246	247	249.6	
Lo PR	127	129	132	137.1	135	136	139	144.7	141	143	146	151.4	147	149	152	157.0	153	154	157	162.6	159	161	164	169.5	

IDB: Entering Indoor Dry Bulb Temperature
 High and low pressures are measured at the liquid and suction service valves.
 Design Subcooling, 5-7 °F @ the liquid access fitting connection AHRI 95 test conditions. Design Superheat 15-18°F @ the compressor suction access fitting connection.
 KW = Total system power
 Amps = outdoor unit amps (comp.-fan)
 Shaded area reflects ACCA (TVA) conditions.

IDB		OUTDOOR AMBIENT TEMPERATURE												115																	
		85						95						105						115											
		ENTERING INDOOR WET BULB TEMPERATURE																													
		75						85						95						105						115					
AIRFLOW		59	63	67	71	59	63	67	71	59	63	67	71	59	63	67	71	59	63	67	71	59	63	67	71						
80	MBh	23.8	24.1	24.8	25.9	23.6	23.9	24.6	25.7	22.9	23.3	24.0	25.1	21.9	22.2	22.9	24.0	20.6	20.9	21.6	22.7	19.4	19.7	20.4	21.5						
	S/T	1.00	0.75	0.61	0.5	1.00	0.75	0.61	0.5	1.00	0.78	0.64	0.5	1.00	1.00	0.66	0.5	1.00	1.00	0.68	0.5	1.00	1.00	0.74	0.6						
	ΔT	24.92	23.33	20.35	17.3	24.87	23.28	20.31	17.2	25.10	23.51	20.53	17.5	24.86	23.27	20.29	17.2	24.64	23.05	20.08	17.0	25.64	24.05	21.08	18.0						
	KW	1.55	1.55	1.55	1.6	1.75	1.75	1.74	1.8	1.97	1.97	1.97	2.0	2.21	2.21	2.21	2.2	2.48	2.48	2.48	2.5	2.80	2.80	2.79	2.8						
	Amps	6.20	6.20	6.18	6.2	7.11	7.11	7.09	7.2	8.13	8.13	8.11	8.2	9.23	9.23	9.21	9.3	10.47	10.46	10.44	10.5	11.91	11.90	11.89	12.0						
	Hi PR	129	129	130	132.3	149	149	150	152.6	170	171	172	173.9	193	194	195	196.9	218	218	219	221.6	244	245	246	248.0						
	Lo PR	126	126	129	134.8	132	134	137	142.4	139	141	144	149.1	145	146	149	154.7	150	152	155	160.2	157	159	162	167.2						
	MBh	24.0	24.4	25.1	26.2	23.8	24.2	24.9	26.0	23.2	23.5	24.2	25.3	22.1	22.5	23.2	24.3	20.8	21.2	21.9	23.0	19.6	20.0	20.7	21.8						
	S/T	1.00	0.82	0.68	0.5	1.00	0.83	0.69	0.5	1.00	0.85	0.71	0.6	1.00	1.00	0.73	0.6	1.00	1.00	0.76	0.6	1.00	1.00	0.81	0.7						
	ΔT	23.91	22.31	19.34	16.3	23.86	22.27	19.30	16.2	24.09	22.49	19.52	16.4	23.85	22.25	19.28	16.2	23.63	22.04	19.07	16.0	24.63	23.04	20.07	17.0						
	KW	1.56	1.56	1.56	1.6	1.76	1.76	1.76	1.8	1.98	1.98	1.98	2.0	2.22	2.22	2.22	2.2	2.49	2.49	2.49	2.5	2.81	2.81	2.80	2.8						
	Amps	6.25	6.25	6.23	6.3	7.16	7.16	7.14	7.2	8.18	8.18	8.16	8.2	9.28	9.28	9.26	9.3	10.52	10.51	10.49	10.6	11.96	11.95	11.94	12.0						
Hi PR	130	130	131	133.3	150	151	151	153.7	171	172	173	175.0	194	195	196	197.9	219	220	220	222.7	245	246	247	249.1							
Lo PR	126	128	131	136.4	134	135	139	144.0	141	142	145	150.7	146	148	151	156.3	152	153	157	161.8	159	160	163	168.8							
MBh	24.3	24.6	25.3	26.4	24.0	24.4	25.1	26.2	23.4	23.8	24.5	25.6	22.4	22.7	23.4	24.5	21.0	21.4	22.1	23.2	19.9	20.2	20.9	22.0							
S/T	1.00	0.86	0.72	0.6	1.00	0.87	0.73	0.6	1.00	0.89	0.75	0.6	1.00	1.00	0.77	0.6	1.00	1.00	0.80	0.7	1.00	1.00	0.85	0.7							
ΔT	23.27	21.68	18.71	15.6	23.22	21.63	18.66	15.6	23.45	21.86	18.89	15.8	23.21	21.62	18.65	15.6	23.00	21.40	18.43	15.4	23.99	22.40	19.43	16.4							
KW	1.57	1.57	1.56	1.6	1.77	1.77	1.76	1.8	1.99	1.99	1.98	2.0	2.23	2.23	2.23	2.2	2.50	2.50	2.49	2.5	2.82	2.81	2.81	2.8							
Amps	6.28	6.28	6.26	6.3	7.20	7.19	7.17	7.2	8.21	8.21	8.19	8.3	9.32	9.31	9.29	9.4	10.55	10.54	10.52	10.6	11.99	11.98	11.97	12.0							
Hi PR	130	131	132	134.1	151	151	152	154.4	172	173	173	175.7	195	196	196	198.7	220	220	221	223.4	246	247	248	249.8							
Lo PR	128	129	132	137.7	135	137	140	145.3	142	143	147	152.0	148	149	152	157.6	153	155	158	163.1	160	162	165	170.1							
MBh	24.2	24.5	25.2	26.3	24.0	24.3	25.0	26.1	23.3	23.7	24.4	25.5	22.3	22.6	23.3	24.4	21.0	21.3	22.0	23.1	19.8	20.1	20.8	21.9							
S/T	1.00	0.85	0.71	0.6	1.00	1.00	0.72	0.6	1.00	1.00	0.74	0.6	1.00	1.00	0.76	0.6	1.00	1.00	0.79	0.6	1.00	1.00	1.00	0.7							
ΔT	28.04	26.45	23.48	20.4	28.00	26.41	23.44	20.4	28.22	26.63	23.66	20.6	27.98	26.39	23.42	20.3	27.77	26.18	23.21	20.1	28.77	27.17	24.20	21.1							
KW	1.55	1.55	1.55	1.6	1.75	1.75	1.75	1.8	1.98	1.97	1.97	2.0	2.22	2.21	2.21	2.2	2.49	2.48	2.48	2.5	2.80	2.80	2.80	2.8							
Amps	6.22	6.21	6.20	6.3	7.13	7.13	7.11	7.2	8.15	8.14	8.13	8.2	9.25	9.24	9.23	9.3	10.48	10.48	10.46	10.5	11.93	11.92	11.90	12.0							
Hi PR	129	130	131	132.9	150	150	151	153.2	171	171	172	174.5	194	194	195	197.5	219	219	220	222.2	245	245	246	248.6							
Lo PR	127	128	131	136.6	134	136	139	144.3	141	142	146	150.9	147	148	151	156.6	152	154	157	162.1	159	161	164	169.0							
MBh	24.4	24.8	25.5	26.6	24.2	24.6	25.3	26.4	23.6	23.9	24.7	25.7	22.5	22.9	23.6	24.7	21.2	21.6	22.3	23.4	20.0	20.4	21.1	22.2							
S/T	1.00	0.92	0.79	0.6	1.00	1.00	0.79	0.6	1.00	1.00	0.82	0.7	1.00	1.00	0.84	0.7	1.00	1.00	1.00	0.7	1.00	1.00	1.00	0.8							
ΔT	27.03	25.44	22.47	19.4	26.99	25.40	22.42	19.3	27.21	25.62	22.65	19.6	26.97	25.38	22.41	19.3	26.76	25.17	22.20	19.1	27.75	26.16	23.19	20.1							
KW	1.57	1.56	1.56	1.6	1.76	1.76	1.76	1.8	1.99	1.99	1.98	2.0	2.23	2.23	2.22	2.2	2.50	2.49	2.49	2.5	2.81	2.81	2.81	2.8							
Amps	6.27	6.26	6.25	6.3	7.18	7.17	7.16	7.2	8.20	8.19	8.18	8.2	9.30	9.29	9.28	9.3	10.53	10.53	10.51	10.6	11.98	11.97	11.95	12.0							
Hi PR	130	131	132	133.9	151	151	152	154.3	172	172	173	175.6	195	195	196	198.5	220	220	221	223.3	246	247	247	249.7							
Lo PR	128	130	133	138.3	136	137	141	145.9	142	144	147	152.6	148	150	153	158.2	154	155	158	163.7	161	162	165	170.7							
MBh	24.7	25.0	25.7	26.8	24.4	24.8	25.5	26.6	23.8	24.2	24.9	26.0	22.8	23.1	23.8	24.9	21.4	21.8	22.5	23.6	20.3	20.6	21.3	22.4							
S/T	1.00	0.96	0.82	0.7	1.00	1.00	0.83	0.7	1.00	1.00	0.86	0.7	1.00	1.00	0.88	0.7	1.00	1.00	1.00	0.8	1.00	1.00	1.00	0.8							
ΔT	26.39	24.80	21.83	18.8	26.35	24.76	21.79	18.7	26.57	24.98	22.01	18.9	26.33	24.74	21.77	18.7	26.12	24.53	21.56	18.5	27.12	25.52	22.55	19.5							
KW	1.57	1.57	1.57	1.6	1.77	1.77	1.77	1.8	1.99	1.99	1.99	2.0	2.23	2.23	2.23	2.2	2.50	2.50	2.50	2.5	2.82	2.82	2.81	2.8							
Amps	6.30	6.29	6.28	6.3	7.21	7.21	7.19	7.3	8.23	8.22	8.21	8.3	9.33	9.33	9.31	9.4	10.56	10.56	10.54	10.6	12.01	12.00	11.99	12.1							
Hi PR	131	132	132	134.7	151	152	153	155.0	173	173	174	176.3	196	196	197	199.3	220	221	222	224.0	247	247	248	250.4							
Lo PR	129	131	134	139.5	137	139	142	147.2	144	145	148	153.8	149	151	154	159.5	155	156	160	165.0	162	163	167	171.9							

DB: Entering Indoor Dry Bulb Temperature
 High and low pressures are measured at the liquid and suction service valves.
 Design Subcooling, 5-7 °F @ the liquid access fitting connection AHRI 95 test conditions. Design Superheat 15-18°F @ the compressor suction access fitting connection.
 Amps = outdoor unit amps (comp.+fan)
 Shaded area reflects ACCA (ITVA) conditions
 KW = Total system power

		OUTDOOR AMBIENT TEMPERATURE																																										
		65						75						85						95						105						115												
		59			63			67			71			75			79			83			87			91			95			99			103			107			111			115
IDB	AIRFLOW	59	63	67	71	59	63	67	71	59	63	67	71	59	63	67	71	59	63	67	71	59	63	67	71	59	63	67	71	59	63	67	71											
70		28.2	28.6	29.4	-	27.9	28.3	29.2	-	27.2	27.6	28.4	-	25.9	26.3	27.2	-	24.4	24.8	25.6	-	22.9	23.3	24.2	-	23.3	24.2	-	22.9	23.3	24.2	-												
		0.60	0.52	0.38	-	0.61	0.53	0.39	-	0.63	0.56	0.41	-	1.00	0.58	0.43	-	1.00	0.60	0.46	-	1.00	0.65	0.51	-	0.65	0.51	-	1.00	0.60	0.46	-												
	875	18.39	16.72	13.61	-	18.34	16.68	13.57	-	18.57	16.91	13.80	-	18.32	16.66	13.55	-	18.10	16.44	13.33	-	19.14	17.48	14.37	-	17.48	14.37	-	19.14	17.48	14.37	-												
		1.84	1.84	1.83	-	2.08	2.08	2.07	-	2.34	2.34	2.34	-	2.63	2.63	2.63	-	2.96	2.95	2.95	-	3.33	3.33	3.33	-	3.33	3.33	-	3.33	3.33	3.33	-												
		7.39	7.38	7.37	-	8.49	8.48	8.46	-	9.71	9.70	9.68	-	11.03	11.02	11.00	-	12.50	12.49	12.47	-	14.23	14.22	14.21	-	14.22	14.21	-	14.23	14.22	14.21	-												
		2.77	2.78	2.80	-	3.21	3.22	3.24	-	3.67	3.68	3.70	-	4.16	4.17	4.19	-	4.70	4.71	4.73	-	5.26	5.28	5.30	-	5.28	5.30	-	5.26	5.28	5.30	-												
		1.26	1.27	1.31	-	1.34	1.35	1.38	-	1.40	1.42	1.45	-	1.46	1.48	1.51	-	1.52	1.53	1.56	-	1.59	1.60	1.63	-	1.60	1.63	-	1.59	1.60	1.63	-												
		28.7	29.1	29.9	-	28.4	28.8	29.6	-	27.7	28.1	28.9	-	26.4	26.8	27.6	-	24.8	25.2	26.1	-	23.4	23.8	24.7	-	23.8	24.7	-	23.4	23.8	24.7	-												
		0.69	0.61	0.47	-	0.70	0.62	0.48	-	0.72	0.65	0.50	-	1.00	0.67	0.52	-	1.00	0.69	0.55	-	1.00	0.74	0.60	-	0.74	0.60	-	1.00	0.69	0.55	-												
		16.99	15.33	12.22	-	16.95	15.28	12.18	-	17.18	15.52	12.41	-	16.93	15.27	12.16	-	16.71	15.04	11.94	-	17.75	16.09	12.98	-	16.09	12.98	-	17.75	16.09	12.98	-												
		1.86	1.85	1.85	-	2.10	2.09	2.09	-	2.36	2.36	2.36	-	2.65	2.65	2.64	-	2.97	2.97	2.97	-	3.35	3.35	3.35	-	3.35	3.35	-	3.35	3.35	3.35	-												
		7.47	7.46	7.44	-	8.56	8.56	8.54	-	9.78	9.78	9.76	-	11.11	11.10	11.08	-	12.58	12.57	12.55	-	14.31	14.30	14.28	-	14.30	14.28	-	14.31	14.30	14.28	-												
	2.80	2.81	2.83	-	3.24	3.25	3.27	-	3.70	3.71	3.73	-	4.19	4.21	4.23	-	4.73	4.74	4.76	-	5.30	5.31	5.33	-	5.30	5.33	-	5.30	5.31	5.33	-													
	1.28	1.30	1.33	-	1.36	1.38	1.41	-	1.43	1.44	1.48	-	1.49	1.50	1.53	-	1.54	1.56	1.59	-	1.61	1.63	1.66	-	1.63	1.66	-	1.61	1.63	1.66	-													
	28.9	29.3	30.1	-	28.6	29.0	29.9	-	27.9	28.3	29.2	-	26.6	27.0	27.9	-	25.1	25.5	26.3	-	23.7	24.1	24.9	-	24.1	24.9	-	23.7	24.1	24.9	-													
	0.72	0.64	0.50	-	0.72	0.64	0.50	-	1.00	0.67	0.53	-	1.00	0.69	0.55	-	1.00	0.71	0.57	-	1.00	1.00	0.62	-	1.00	0.62	-	1.00	0.71	0.57	-													
	16.50	14.83	11.72	-	16.45	14.78	11.68	-	16.68	15.02	11.91	-	16.43	14.77	11.66	-	16.21	14.55	11.44	-	17.25	15.59	12.48	-	15.59	12.48	-	17.25	15.59	12.48	-													
	1.86	1.86	1.86	-	2.10	2.10	2.10	-	2.37	2.37	2.36	-	2.66	2.65	2.65	-	2.98	2.98	2.97	-	3.36	3.36	3.35	-	3.36	3.35	-	3.36	3.36	3.35	-													
	7.50	7.49	7.47	-	8.59	8.58	8.57	-	9.81	9.80	9.79	-	11.13	11.12	11.11	-	12.61	12.60	12.58	-	14.34	14.33	14.31	-	14.33	14.31	-	14.34	14.33	14.31	-													
	2.82	2.83	2.85	-	3.25	3.27	3.29	-	3.71	3.73	3.74	-	4.21	4.22	4.24	-	4.74	4.75	4.77	-	5.31	5.32	5.34	-	5.31	5.34	-	5.31	5.32	5.34	-													
	1.30	1.31	1.34	-	1.37	1.39	1.42	-	1.44	1.46	1.49	-	1.50	1.51	1.54	-	1.55	1.57	1.60	-	1.62	1.64	1.67	-	1.64	1.67	-	1.62	1.64	1.67	-													

		OUTDOOR AMBIENT TEMPERATURE																																										
		65						75						85						95						105						115												
		59			63			67			71			75			79			83			87			91			95			99			103			107			111			115
IDB	AIRFLOW	59	63	67	71	59	63	67	71	59	63	67	71	59	63	67	71	59	63	67	71	59	63	67	71	59	63	67	71	59	63	67	71											
75		28.2	28.6	29.4	30.7	27.9	28.3	29.2	30.5	27.2	27.6	28.4	29.7	25.9	26.3	27.2	28.5	24.4	24.8	25.6	26.9	23.0	23.4	24.2	25.5	23.0	23.4	24.2	25.5	23.0	23.4	24.2	25.5											
		0.74	0.66	0.52	0.4	1.00	0.66	0.52	0.4	1.00	0.69	0.55	0.4	1.00	0.71	0.57	0.4	1.00	0.73	0.59	0.4	1.00	1.00	0.65	0.5	1.00	0.65	0.5	1.00	0.73	0.59	0.4												
	875	22.05	20.38	17.27	14.1	22.00	20.34	17.23	14.0	22.23	20.57	17.46	14.2	21.98	20.32	17.21	14.0	21.76	20.10	16.99	13.8	22.80	21.14	18.03	14.8	22.80	21.14	18.03	14.8	22.80	21.14	18.03	14.8											
		1.84	1.84	1.83	1.9	2.08	2.07	2.07	2.1	2.34	2.34	2.34	2.4	2.63	2.63	2.63	2.6	2.95	2.95	2.95	3.0	3.33	3.33	3.33	3.3	3.33	3.33	3.33	3.3	3.33	3.33	3.33	3.3											
		7.39	7.38	7.36	7.4	8.48	8.47	8.45	8.5	9.70	9.69	9.67	9.8	11.02	11.01	10.99	11.1	12.49	12.49	12.47	12.6	14.23	14.22	14.20	14.3	14.23	14.22	14.20	14.3	14.23	14.22	14.20	14.3											
		2.77	2.78	2.80	2.85	3.21	3.22	3.24	3.29	3.67	3.68	3.70	3.75	4.16	4.18	4.20	4.24	4.73	4.74	4.76	4.81.0	5.26	5.28	5.30	5.34	5.26	5.28	5.30	5.34	5.26	5.28	5.30	5.34											
		1.26	1.28	1.31	1.36.1	1.34	1.35	1.38	1.43.8	1.40	1.42	1.45	1.50.6	1.46	1.48	1.51	1.56.3	1.52	1.53	1.56	1.61.9	1.59	1.60	1.63	1.68.9	1.60	1.63	1.66	1.68.9	1.59	1.60	1.63	1.68.9											
		28.7	29.1	29.9	31.2	28.4	28.8	29.7	31.0	27.7	28.1	28.9	30.2	26.4	26.8	27.7	28.9	24.9	25.3	26.1	27.4	23.4	23.8	24.7	26.0	23.4	23.8	24.7	26.0	23.4	23.8	24.7	26.0											
		0.83	0.75	0.61	0.5	1.00	0.75	0.61	0.5	1.00	0.78	0.64	0.5	1.00	0.80	0.66	0.5	1.00	0.80	0.68	0.5	1.00	1.00	0.74	0.6	1.00	0.74	0.6	1.00	0.80	0.68	0.5												
		20.65	18.99	15.88	12.7	20.61	18.94	15.84	12.6	20.84	19.18	16.07	12.8	20.59	18.93	15.82	12.6	20.37	18.70	15.60	12.4	21.41	19.75	16.64	13.4	19.75	16.64	13.4	21.41	19.75	16.64	13.4												
		1.85	1.85	1.85	1.9	2.09	2.09	2.09	2.1	2.36	2.36	2.35	2.4	2.65	2.65	2.64	2.7	2.97	2.97	2.97	3.0	3.35	3.35	3.34	3.4	3.35	3.35	3.34	3.4	3.35	3.35	3.34	3.4											
		7.46	7.46	7.44	7.5	8.56	8.55	8.53	8.6	9.78	9.77	9.75	9.8	11.10	11.09	11.07	11.2	12.57	12.56	12.55	12.6	14.30	14.30	14.28	14.4	14.30	14.30	14.28	14.4	14.30	14.30	14.28	14.4											
	2.80	2.82	2.84	2.88.5	3.24	3.26	3.27	3.32.3	3.70	3.71	3.73	3.78.2	4.20	4.21	4.23	4.27.7	4.73	4.74	4.76	4.81.0	5.30	5.31	5.33	5.37.9	4.81.0	5.31	5.33	5.37.9	4.81.0	5.31	5.33	5.37.9												
	1.28	1.30	1.33	1.38.6	1.36	1.38	1.41	1.46.3	1.43	1.44	1.48	1.53.0	1.49	1.50	1.53	1.58.7	1.54	1.56	1.59	1.64.3	1.61	1.63	1.66	1.71.3	1.64.3	1.66	1.71.3	1.61	1.63	1.66	1.71.3													
	28.9	29.3	30.2	31.5	28.7	29.1	29.9	31.2	27.9	28.3	29.2	30.5	26.7	27.1	27.9	29.2	25.1	25.5	26.3	27.6	23.7	24.1	24.9	26.2	23.7	24.1	24.9	26.2	23.7	24.1	24.9	26.2												
	0.85	0.77	0.63	0.5	1.00	0.78	0.64	0.5	1.00	0.80	0.66	0.5	1.00	0.82	0.68	0.5	1.00	0.80	0.71	0.6	1.00	1.00	0.76	0.6	1.00	0.76	0.6	1.00	0.80	0.71	0.6													
	20.15	18.49	15.38	12.2	20.11	18.44	15.34	12.1	20.34	18.68	15.57	12.4	20.09	18.43	15.32	12.1	19.87	18.21	15.10	11.9	20.91	19.25	16.14	12.9	19.25	16.14	12.9	20.91	19.25	16.14	12.9													
	1.86	1.86	1.86	1.9	2.10	2.10	2.09	2.1	2.37	2.36	2.36	2.4	2.66	2.65	2.65	2.7	2.98	2.98	2.97	3.0	3.36	3.35	3.35	3.4	3.36	3.35	3.35	3.4	3.36	3.35	3.35	3.4												
	7.49	7.48	7.47	7.5	8.59	8.58																																						

IDB		OUTDOOR AMBIENT TEMPERATURE																													
		65					75					85					95					105					115				
		59	63	67	71	75	59	63	67	71	75	59	63	67	71	75	59	63	67	71	75	59	63	67	71	75	59	63	67	71	75
AIRFLOW		28.3	28.7	29.6	30.9	31.4	28.1	28.5	29.3	30.6	31.1	27.3	27.7	28.6	29.9	30.4	26.1	26.5	27.3	28.6	29.1	24.5	24.9	25.8	27.1	27.6	23.1	23.5	24.3	25.6	26.1
MBh		1.00	0.79	0.65	0.5	0.6	1.00	0.79	0.65	0.5	0.6	1.00	0.82	0.68	0.5	0.6	1.00	1.00	0.70	0.6	0.6	1.00	1.00	0.70	0.6	0.6	1.00	1.00	0.70	0.6	0.6
S/T		25.73	24.07	20.96	17.7	17.7	25.69	24.02	20.91	17.7	17.7	25.92	24.25	21.15	17.9	17.9	25.67	24.00	20.90	17.7	17.7	25.45	23.78	20.67	17.5	17.5	26.49	24.82	21.72	18.5	18.5
ΔT		1.84	1.84	1.83	1.9	1.9	2.08	2.08	2.07	2.1	2.1	2.34	2.34	2.34	2.4	2.4	2.63	2.63	2.63	2.6	2.6	2.96	2.95	2.95	3.0	3.0	3.33	3.33	3.33	3.3	3.3
kW		7.39	7.38	7.36	7.4	7.4	8.48	8.48	8.46	8.5	8.5	9.70	9.70	9.68	9.8	9.8	11.03	11.02	11.00	11.1	11.1	12.50	12.49	12.47	12.6	12.6	14.23	14.22	14.20	14.3	14.3
Amps		278	279	281	285.8	284	322	323	325	329.6	329.6	368	369	371	375.6	375.6	417	418	420	425.0	425.0	470	472	473	478.3	478.3	527	528	530	535.2	535.2
Hi PR		127	128	131	136.7	134	132	133	139	144.4	144.4	141	143	146	151.1	151.1	147	148	151	156.8	156.8	152	154	157	162.4	162.4	159	161	164	169.4	169.4
Lo PR		28.8	29.2	30.1	31.4	31.4	28.6	29.0	29.8	31.1	31.1	27.8	28.2	29.1	30.4	30.4	26.6	27.0	27.8	29.1	29.1	25.0	25.4	26.2	27.5	27.5	23.6	24.0	24.8	26.1	26.1
MBh		1.00	0.88	0.74	0.6	0.6	1.00	0.88	0.74	0.6	0.6	1.00	0.91	0.77	0.6	0.6	1.00	1.00	0.81	0.7	0.7	1.00	1.00	0.81	0.7	0.7	1.00	1.00	0.81	0.7	0.7
S/T		24.34	22.67	19.57	16.3	16.3	24.29	22.63	19.52	16.3	16.3	24.53	22.86	19.75	16.5	16.5	24.28	22.61	19.50	16.3	16.3	24.05	22.39	19.28	16.1	16.1	25.10	23.43	20.32	17.1	17.1
ΔT		1.86	1.85	1.85	1.9	1.9	2.10	2.09	2.09	2.1	2.1	2.36	2.36	2.36	2.4	2.4	2.65	2.65	2.64	2.7	2.7	2.97	2.97	2.97	3.0	3.0	3.35	3.35	3.34	3.4	3.4
kW		7.47	7.46	7.44	7.5	7.5	8.56	8.55	8.54	8.6	8.6	9.78	9.77	9.76	9.8	9.8	11.10	11.10	11.08	11.2	11.2	12.58	12.57	12.55	12.6	12.6	14.31	14.30	14.28	14.4	14.4
Amps		281	282	284	289.0	289.0	325	326	328	332.8	332.8	371	372	374	378.7	378.7	420	421	423	428.2	428.2	474	475	477	481.5	481.5	530	532	534	538.4	538.4
Hi PR		129	131	134	139.1	139.1	137	138	141	146.8	146.8	143	145	148	153.6	153.6	149	151	154	159.3	159.3	155	156	159	164.9	164.9	162	163	166	171.9	171.9
Lo PR		29.1	29.5	30.3	31.6	31.6	28.8	29.2	30.1	31.3	31.3	28.1	28.5	29.3	30.6	30.6	26.8	27.2	28.0	29.3	29.3	25.2	25.6	26.5	27.8	27.8	23.8	24.2	25.1	26.4	26.4
MBh		1.00	0.90	0.76	0.6	0.6	1.00	0.91	0.77	0.6	0.6	1.00	1.00	0.79	0.6	0.6	1.00	1.00	0.81	0.7	0.7	1.00	1.00	0.81	0.7	0.7	1.00	1.00	0.81	0.7	0.7
S/T		23.84	22.18	19.07	15.8	15.8	23.79	22.13	19.02	15.8	15.8	24.03	22.36	19.26	16.0	16.0	23.78	22.11	19.00	15.8	15.8	23.55	21.89	18.78	15.6	15.6	24.60	22.93	19.82	16.6	16.6
ΔT		1.86	1.86	1.86	1.9	1.9	2.10	2.10	2.10	2.1	2.1	2.37	2.37	2.36	2.4	2.4	2.66	2.65	2.65	2.7	2.7	2.98	2.98	2.97	3.0	3.0	3.36	3.35	3.35	3.4	3.4
kW		7.50	7.49	7.47	7.6	7.6	8.59	8.58	8.56	8.6	8.6	9.81	9.80	9.78	9.9	9.9	11.13	11.12	11.10	11.2	11.2	12.61	12.60	12.58	12.7	12.7	14.34	14.33	14.31	14.4	14.4
Amps		282	283	285	290.3	290.3	326	327	329	334.1	334.1	372	373	375	380.1	380.1	422	423	425	429.5	429.5	475	476	478	482.8	482.8	532	533	535	539.8	539.8
Hi PR		130	132	135	140.3	140.3	138	139	143	148.0	148.0	145	146	149	154.7	154.7	150	152	155	160.4	160.4	156	157	161	166.0	166.0	163	164	168	173.0	173.0
Lo PR		28.8	29.2	30.1	31.3	31.3	28.6	29.0	29.8	31.1	31.1	27.8	28.2	29.1	30.4	30.4	26.6	26.9	27.8	29.1	29.1	25.0	25.4	26.2	27.5	27.5	23.6	24.0	24.8	26.1	26.1
MBh		1.00	0.89	0.75	0.6	0.6	1.00	1.00	0.76	0.6	0.6	1.00	1.00	0.78	0.6	0.6	1.00	1.00	0.80	0.7	0.7	1.00	1.00	0.80	0.7	0.7	1.00	1.00	0.80	0.7	0.7
S/T		29.00	27.33	24.23	21.0	21.0	28.95	27.29	24.18	21.0	21.0	29.19	27.52	24.41	21.2	21.2	28.94	27.27	24.16	20.9	20.9	28.71	27.05	23.94	20.7	20.7	29.76	28.09	24.98	21.8	21.8
ΔT		1.84	1.84	1.84	1.9	1.9	2.08	2.08	2.08	2.1	2.1	2.35	2.35	2.34	2.4	2.4	2.64	2.64	2.63	2.6	2.6	2.96	2.96	2.95	3.0	3.0	3.34	3.34	3.33	3.4	3.4
kW		7.41	7.40	7.39	7.5	7.5	8.51	8.50	8.48	8.6	8.6	9.73	9.72	9.70	9.8	9.8	11.05	11.04	11.02	11.1	11.1	12.52	12.51	12.49	12.6	12.6	14.25	14.24	14.22	14.3	14.3
Amps		279	280	282	287.1	287.1	323	324	326	330.9	330.9	369	370	372	376.9	376.9	418	420	421	426.3	426.3	472	473	475	479.6	479.6	529	530	532	536.6	536.6
Hi PR		128	130	133	138.6	138.6	136	138	141	146.3	146.3	143	144	148	153.0	153.0	149	150	153	158.7	158.7	154	156	159	164.3	164.3	161	163	166	171.3	171.3
Lo PR		29.3	29.7	30.5	31.8	31.8	29.0	29.4	30.3	31.6	31.6	28.3	28.7	29.5	30.8	30.8	27.0	27.4	28.3	29.6	29.6	25.5	25.9	26.7	28.0	28.0	24.1	24.5	25.3	26.6	26.6
MBh		1.00	0.98	0.84	0.7	0.7	1.00	1.00	0.85	0.7	0.7	1.00	1.00	0.87	0.7	0.7	1.00	1.00	0.89	0.7	0.7	1.00	1.00	0.89	0.8	0.8	1.00	1.00	0.89	0.8	0.8
S/T		27.61	25.94	22.83	19.6	19.6	27.56	25.90	22.79	19.6	19.6	27.79	26.13	23.02	19.8	19.8	27.54	25.88	22.77	19.6	19.6	27.32	25.66	22.55	19.3	19.3	28.36	26.70	23.59	20.4	20.4
ΔT		1.86	1.86	1.85	1.9	1.9	2.10	2.10	2.09	2.1	2.1	2.37	2.36	2.36	2.4	2.4	2.65	2.65	2.65	2.7	2.7	2.98	2.98	2.97	3.0	3.0	3.36	3.35	3.35	3.4	3.4
kW		7.49	7.48	7.46	7.5	7.5	8.58	8.58	8.56	8.6	8.6	9.80	9.80	9.78	9.9	9.9	11.12	11.12	11.10	11.2	11.2	12.60	12.59	12.57	12.7	12.7	14.33	14.32	14.30	14.4	14.4
Amps		282	283	285	290.3	290.3	326	327	329	334.1	334.1	372	373	375	380.1	380.1	422	423	425	429.5	429.5	475	476	478	482.8	482.8	532	533	535	539.8	539.8
Hi PR		131	132	136	141.0	141.0	139	140	143	148.7	148.7	145	147	150	155.5	155.5	151	153	156	161.2	161.2	157	158	161	166.8	166.8	164	165	168	173.8	173.8
Lo PR		29.5	29.9	30.8	32.1	32.1	29.3	29.7	30.5	31.8	31.8	28.5	28.9	29.8	31.1	31.1	27.3	27.7	28.5	29.8	29.8	25.7	26.1	27.0	28.3	28.3	24.3	24.7	25.6	26.8	26.8
MBh		1.00	1.00	0.86	0.7	0.7	1.00	1.00	0.87	0.7	0.7	1.00	1.00	0.90	0.7	0.7	1.00	1.00	0.92	0.8	0.8	1.00	1.00	0.92	0.8	0.8	1.00	1.00	0.92	0.8	0.8
S/T		27.11	25.44	22.34	19.1	19.1	27.06	25.40	22.29	19.1	19.1	27.30	25.63	22.52	19.3	19.3	27.05	25.38	22.27	19.1	19.1	26.82	25.16	22.05	18.8	18.8	27.87	26.20	23.09	19.9	19.9
ΔT		1.87	1.87	1.86	1.9	1.9	2.11	2.10	2.10	2.1	2.1	2.37	2.37	2.37	2.4	2.4	2.66	2.66	2.65	2.7	2.7	2.98	2.98	2.98	3.0	3.0	3.36	3.36	3.36	3.4	3.4
kW		7.52	7.51	7.49	7.6	7.6	8.61	8.60	8.58	8.7	8.7	9.83	9.82	9.80	9.9	9.9	11.15	11.14	11.13	11.2	11.2	12.63	12.62	12.60	12.7	12.7	14.36	14.35	14.33	14.4	14.4
Amps		284	285	287	291.6	291.6	327	329	331	335.4	335.4	373	375	377	381.4	381.4	423	424	426	430.8	430.8	476	477	479	484.1	484.1	533	534	536	541.	

		OUTDOOR AMBIENT TEMPERATURE																								
		65				75				85				95				105				115				
		AIRFLOW			59			63			67			71			59			63			67			71
70	1050	MBh	35.8	36.3	37.4	-	35.5	36.0	37.1	-	34.6	35.1	36.1	-	32.9	33.5	34.5	-	31.0	31.5	32.6	-	29.2	29.7	30.8	-
		S/T	0.63	0.55	0.41	-	0.63	0.55	0.41	-	1.00	0.58	0.44	-	1.00	0.60	0.46	-	1.00	0.62	0.48	-	1.00	1.00	0.54	-
		ΔT	19.63	17.81	14.42	-	19.58	17.76	14.37	-	19.83	18.02	14.63	-	19.56	17.74	14.35	-	19.32	17.50	14.11	-	20.45	18.64	15.25	-
		KW	2.35	2.35	2.34	-	2.65	2.65	2.64	-	2.98	2.98	2.97	-	3.34	3.34	3.33	-	3.74	3.74	3.73	-	4.21	4.21	4.21	-
		Amps	9.42	9.41	9.39	-	10.78	10.77	10.75	-	12.30	12.29	12.27	-	13.95	13.94	13.92	-	15.79	15.78	15.75	-	17.94	17.93	17.91	-
		Hi PR	82	82	83	-	95	95	96	-	108	109	109	-	123	123	124	-	138	139	139	-	155	156	156	-
		Lo PR	129	130	134	-	137	138	141	-	143	145	148	-	149	151	154	-	155	157	160	-	162	164	167	-
		MBh	36.3	36.8	37.9	-	36.0	36.5	37.5	-	35.0	35.5	36.6	-	33.4	33.9	35.0	-	31.5	32.0	33.0	-	29.7	30.2	31.2	-
		S/T	0.69	0.61	0.47	-	0.69	0.62	0.48	-	1.00	0.64	0.50	-	1.00	0.66	0.52	-	1.00	0.69	0.54	-	1.00	1.00	0.60	-
		ΔT	18.53	16.72	13.33	-	18.48	16.67	13.28	-	18.74	16.92	13.53	-	18.46	16.65	13.26	-	18.22	16.40	13.02	-	19.36	17.54	14.15	-
	KW	2.37	2.36	2.36	-	2.66	2.66	2.66	-	3.00	2.99	2.99	-	3.36	3.35	3.35	-	3.76	3.75	3.75	-	4.23	4.23	4.22	-	
	Amps	9.49	9.48	9.46	-	10.85	10.84	10.82	-	12.37	12.36	12.34	-	14.02	14.01	13.99	-	15.86	15.85	15.82	-	18.02	18.00	17.98	-	
	Hi PR	82	83	83	-	95	96	96	-	109	109	110	-	123	124	124	-	139	140	140	-	156	156	157	-	
	Lo PR	131	132	136	-	138	140	143	-	145	147	150	-	151	153	156	-	157	158	162	-	164	166	169	-	
	MBh	36.8	37.4	38.4	-	36.5	37.0	38.1	-	35.6	36.1	37.2	-	34.0	34.5	35.6	-	32.0	32.5	33.6	-	30.2	30.7	31.8	-	
	S/T	0.72	0.64	0.50	-	0.73	0.65	0.51	-	1.00	0.68	0.54	-	1.00	0.70	0.56	-	1.00	0.72	0.58	-	1.00	1.00	0.63	-	
	ΔT	17.61	15.79	12.40	-	17.56	15.74	12.35	-	17.81	16.00	12.61	-	17.54	15.72	12.33	-	17.30	15.48	12.09	-	18.43	16.62	13.23	-	
	KW	2.38	2.38	2.37	-	2.68	2.67	2.67	-	3.01	3.01	3.00	-	3.37	3.37	3.36	-	3.77	3.77	3.76	-	4.24	4.24	4.23	-	
	Amps	9.55	9.54	9.52	-	10.91	10.90	10.88	-	12.43	12.42	12.40	-	14.08	14.07	14.05	-	15.92	15.91	15.88	-	18.07	18.06	18.04	-	
	Hi PR	83	84	84	-	96	96	97	-	110	110	111	-	124	125	125	-	140	140	141	-	157	157	158	-	
	Lo PR	133	134	138	-	141	142	145	-	147	149	152	-	153	155	158	-	159	161	164	-	166	168	171	-	
75	1050	MBh	35.8	36.3	37.4	39.0	35.5	36.0	37.1	38.7	34.6	35.1	36.2	37.8	33.0	33.5	34.5	36.2	31.0	31.5	32.6	34.2	29.2	29.7	30.8	32.4
		S/T	0.76	0.68	0.54	0.4	1.00	0.69	0.55	0.4	1.00	0.71	0.57	0.4	1.00	0.73	0.59	0.4	1.00	1.00	0.62	0.5	1.00	1.00	0.67	0.5
		ΔT	23.62	21.80	18.41	14.9	23.57	21.75	18.36	14.9	23.82	22.01	18.62	15.1	23.55	21.73	18.35	14.8	23.31	21.49	18.10	14.6	24.44	22.63	19.24	15.7
		KW	2.35	2.35	2.34	2.4	2.65	2.64	2.64	2.7	2.98	2.98	2.97	3.0	3.34	3.34	3.33	3.4	3.74	3.74	3.73	3.8	4.21	4.21	4.20	4.2
		Amps	9.41	9.40	9.38	9.5	10.77	10.76	10.74	10.8	12.30	12.28	12.26	12.4	13.94	13.93	13.91	14.0	15.78	15.77	15.75	15.8	17.94	17.93	17.90	18.0
	Hi PR	82	82	83	84.2	95	95	96	97.1	108	109	109	110.7	123	123	124	125.2	139	139	139	139	140.9	140.9	140.9	157.7	
	Lo PR	129	130	134	139.1	137	138	141	147.0	143	145	148	153.8	149	151	154	159.6	155	157	160	165.3	162	164	167	172.5	
		MBh	36.3	36.8	37.9	39.5	36.0	36.5	37.6	39.2	35.0	35.6	36.6	38.3	33.4	33.9	35.0	36.6	31.5	32.0	33.0	34.7	29.7	30.2	31.3	32.9
		S/T	0.82	0.74	0.60	0.5	1.00	0.75	0.61	0.5	1.00	0.78	0.64	0.5	1.00	0.80	0.66	0.5	1.00	1.00	0.68	0.5	1.00	1.00	0.73	0.6
		ΔT	22.52	20.71	17.32	13.8	22.47	20.66	17.27	13.8	22.73	20.91	17.52	14.0	22.45	20.64	17.25	13.7	22.21	20.40	17.01	13.5	23.35	21.53	18.14	14.6
	KW	2.36	2.36	2.36	2.4	2.66	2.66	2.65	2.7	2.99	2.99	2.99	3.0	3.35	3.35	3.35	3.4	3.76	3.75	3.75	3.8	4.23	4.22	4.22	4.2	
	Amps	9.48	9.47	9.45	9.6	10.85	10.83	10.81	10.9	12.37	12.36	12.33	12.4	14.01	14.00	13.98	14.1	15.85	15.84	15.82	15.9	18.01	18.00	17.97	18.1	
	Hi PR	83	83	83	84.9	95	96	96	97.8	109	109	110	111.4	124	124	124	125.9	139	140	140	141.6	156	156	157	158.4	
	Lo PR	131	132	136	141.0	139	140	143	148.9	145	147	150	155.7	151	153	156	161.5	157	158	162	167.2	164	166	169	174.4	
	MBh	36.9	37.4	38.4	40.1	36.5	37.1	38.1	39.8	35.6	36.1	37.2	38.8	34.0	34.5	35.6	37.2	32.0	32.5	33.6	35.2	30.2	30.7	31.8	33.5	
	S/T	0.86	0.78	0.64	0.5	1.00	0.78	0.64	0.5	1.00	0.81	0.67	0.5	1.00	1.00	0.69	0.5	1.00	1.00	0.71	0.6	1.00	1.00	0.77	0.6	
	ΔT	21.60	19.78	16.39	12.9	21.55	19.73	16.34	12.8	21.80	19.99	16.60	13.1	21.53	19.71	16.33	12.8	21.29	19.47	16.08	12.6	22.42	20.61	17.22	13.7	
	KW	2.38	2.37	2.37	2.4	2.67	2.67	2.67	2.7	3.01	3.00	3.00	3.0	3.37	3.36	3.36	3.4	3.77	3.77	3.76	3.8	4.24	4.24	4.23	4.3	
	Amps	9.54	9.53	9.51	9.6	10.90	10.89	10.87	11.0	12.43	12.41	12.39	12.5	14.07	14.06	14.04	14.1	15.91	15.90	15.88	16.0	18.07	18.06	18.03	18.1	
	Hi PR	83	84	84	85.6	96	97	97	98.5	110	110	111	112.0	124	125	125	126.6	140	140	141	142.3	157	157	158	159.0	
	Lo PR	133	134	138	143.1	141	142	145	151.0	147	149	152	157.8	153	155	158	163.6	159	161	164	169.3	166	168	171	176.5	

IDB: Entering Indoor Dry Bulb Temperature
 High and low pressures are measured at the liquid and suction service valves.
 Design Subcooling, 5-7°F @ the liquid access fitting connection AHRI 95 test conditions. Design Superheat 15-18°F @ the compressor suction access fitting connection.
 KW = Total system power
 Amps = outdoor unit amps (comp.+fan)
 Shaded area reflects ACCA (TVA) conditions.

IDB		OUTDOOR AMBIENT TEMPERATURE																								
		65				75				85				95				105				115				
		59	63	67	71	59	63	67	71	59	63	67	71	59	63	67	71	59	63	67	71	59	63	67	71	
AIRFLOW		Mbh	36.0	36.5	37.6	39.2	35.7	36.2	37.3	38.9	34.8	35.3	36.3	38.0	33.2	33.7	34.7	36.4	31.2	31.7	32.8	34.4	29.4	29.9	31.0	32.6
		S/T	1.00	0.81	0.67	0.5	1.00	0.82	0.68	0.5	1.00	1.00	0.70	0.6	1.00	1.00	0.72	0.6	1.00	1.00	0.75	0.6	1.00	1.00	0.75	0.6
		ΔT	27.64	25.82	22.43	18.9	27.59	25.77	22.38	18.9	27.84	26.03	22.64	19.1	27.57	25.75	22.36	18.9	27.33	25.51	22.12	18.6	28.46	26.65	23.26	19.7
1050		KW	2.35	2.35	2.34	2.4	2.65	2.65	2.64	2.7	2.98	2.98	2.97	3.0	3.34	3.34	3.33	3.4	3.74	3.74	3.73	3.8	4.21	4.21	4.21	4.2
		Amps	9.42	9.41	9.39	9.5	10.78	10.77	10.75	10.9	12.30	12.29	12.27	12.4	13.95	13.94	13.91	14.0	15.79	15.78	15.75	15.9	17.94	17.93	17.91	18.0
		Hi PR	82	82	83	84.4	95	95	96	97.3	108	109	109	110.8	123	123	124	125.4	139	139	140	141.1	155	156	156	157.8
		Lo PR	129	131	133	136	137	139	142	147.6	144	146	149	154.4	150	151	155	160.2	156	157	160	165.9	163	164	168	173.0
		Mbh	36.5	37.0	38.1	39.7	36.2	36.7	37.7	39.4	35.2	35.7	36.8	38.4	33.6	34.1	35.2	36.8	31.7	32.2	33.2	34.9	29.9	30.4	31.4	33.1
		S/T	1.00	0.87	0.73	0.6	1.00	0.88	0.74	0.6	1.00	1.00	0.77	0.6	1.00	1.00	0.79	0.6	1.00	1.00	0.81	0.7	1.00	1.00	1.00	0.7
		ΔT	26.54	24.72	21.34	17.8	26.49	24.67	21.29	17.8	26.75	24.93	21.54	18.0	26.47	24.66	21.27	17.8	26.23	24.41	21.02	17.5	27.37	25.55	22.16	18.6
80		KW	2.37	2.36	2.36	2.4	2.66	2.66	2.66	2.7	3.00	2.99	2.99	3.0	3.36	3.35	3.35	3.4	3.76	3.75	3.75	3.8	4.23	4.23	4.22	4.2
		Amps	9.49	9.48	9.46	9.6	10.85	10.84	10.82	10.9	12.37	12.36	12.34	12.4	14.02	14.01	13.98	14.1	15.86	15.85	15.82	15.9	18.01	18.00	17.98	18.1
		Hi PR	83	83	84	85.1	96	96	97	98.0	109	110	110	111.5	124	124	125	126.1	139	140	140	141.8	156	157	157	158.5
		Lo PR	131	133	136	141.6	139	141	144	149.4	146	148	151	156.3	152	153	157	162.1	157	159	162	167.8	165	166	169	174.9
		Mbh	37.1	37.6	38.6	40.3	36.7	37.2	38.3	39.9	35.8	36.3	37.4	39.0	34.2	34.7	35.8	37.4	32.2	32.7	33.8	35.4	30.4	30.9	32.0	33.6
		S/T	1.00	0.91	0.77	0.6	1.00	0.91	0.77	0.6	1.00	1.00	0.80	0.7	1.00	1.00	0.82	0.7	1.00	1.00	0.84	0.7	1.00	1.00	1.00	0.7
		ΔT	25.62	23.80	20.41	16.9	25.57	23.75	20.36	16.9	25.82	24.01	20.62	17.1	25.55	23.73	20.34	16.8	25.31	23.49	20.10	16.6	26.44	24.63	21.24	17.7
1350		KW	2.38	2.38	2.37	2.4	2.68	2.67	2.67	2.7	3.01	3.01	3.00	3.0	3.37	3.37	3.36	3.4	3.77	3.77	3.76	3.8	4.24	4.24	4.23	4.3
		Amps	9.55	9.54	9.52	9.6	10.91	10.90	10.88	11.0	12.43	12.42	12.40	12.5	14.08	14.07	14.04	14.1	15.92	15.91	15.88	16.0	18.07	18.06	18.04	18.1
		Hi PR	83	84	84	85.8	96	97	97	98.7	110	110	111	112.2	124	125	125	126.7	140	140	141	142.4	157	157	158	159.2
		Lo PR	133	135	138	143.7	141	143	146	151.5	148	150	153	158.4	154	155	159	164.2	160	161	164	169.9	167	168	172	177.0
		Mbh	36.6	37.1	38.2	39.8	36.3	36.8	37.9	39.5	35.4	35.9	36.9	38.6	33.8	34.3	35.3	37.0	31.8	32.3	33.4	35.0	30.0	30.5	31.6	33.2
		S/T	1.00	0.92	0.78	0.6	1.00	1.00	0.78	0.6	1.00	1.00	0.81	0.7	1.00	1.00	0.83	0.7	1.00	1.00	1.00	0.7	1.00	1.00	1.00	0.8
		ΔT	31.20	29.38	26.00	22.5	31.15	29.34	25.95	22.4	31.41	29.59	26.20	22.7	31.13	29.32	25.93	22.4	30.89	29.07	25.68	22.2	32.03	30.21	26.82	23.3
1050		KW	2.36	2.35	2.35	2.4	2.65	2.65	2.65	2.7	2.99	2.98	2.98	3.0	3.35	3.34	3.34	3.4	3.75	3.74	3.74	3.8	4.22	4.22	4.21	4.2
		Amps	9.45	9.44	9.41	9.5	10.81	10.80	10.77	10.9	12.33	12.32	12.29	12.4	13.97	13.96	13.94	14.0	15.81	15.80	15.78	15.9	17.97	17.96	17.94	18.0
		Hi PR	82	83	83	84.8	95	96	96	97.7	109	109	110	111.2	123	124	124	125.8	139	139	140	141.5	156	156	157	158.2
		Lo PR	131	133	136	141.6	139	141	144	149.5	146	148	151	156.3	152	153	157	162.1	157	159	162	167.8	165	166	169	175.0
		Mbh	37.1	37.6	38.7	40.3	36.8	37.3	38.3	40.0	35.8	36.3	37.4	39.0	34.2	34.7	35.8	37.4	32.3	32.8	33.8	35.5	30.5	31.0	32.0	33.7
		S/T	1.00	0.98	0.84	0.7	1.00	1.00	0.84	0.7	1.00	1.00	0.87	0.7	1.00	1.00	1.00	0.7	1.00	1.00	1.00	0.8	1.00	1.00	1.00	0.8
		ΔT	30.10	28.29	24.90	21.4	30.05	28.24	24.85	21.3	30.31	28.49	25.10	21.6	30.04	28.22	24.83	21.3	29.79	27.98	24.59	21.1	30.93	29.11	25.72	22.2
1200		KW	2.37	2.37	2.36	2.4	2.67	2.67	2.66	2.7	3.00	3.00	2.99	3.0	3.36	3.36	3.35	3.4	3.76	3.76	3.76	3.8	4.23	4.23	4.23	4.2
		Amps	9.52	9.51	9.48	9.6	10.88	10.87	10.84	10.9	12.40	12.39	12.37	12.5	14.04	14.03	14.01	14.1	15.88	15.87	15.85	16.0	18.04	18.03	18.01	18.1
		Hi PR	83	83	84	85.5	96	96	97	98.4	110	110	110	111.9	124	124	125	126.5	140	140	141	142.2	157	157	157	158.9
		Lo PR	133	135	138	143.5	141	143	146	151.4	148	149	153	158.2	154	155	159	164.0	159	161	164	169.7	167	168	171	176.9
		Mbh	37.7	38.2	39.2	40.9	37.3	37.8	38.9	40.5	36.4	36.9	38.0	39.6	34.8	35.3	36.4	38.0	32.8	33.3	34.4	36.0	31.0	31.5	32.6	34.2
		S/T	1.00	1.00	0.87	0.7	1.00	1.00	0.88	0.7	1.00	1.00	0.90	0.8	1.00	1.00	1.00	0.8	1.00	1.00	1.00	0.8	1.00	1.00	1.00	0.9
		ΔT	29.18	27.36	23.98	20.5	29.13	27.32	23.93	20.4	29.39	27.57	24.18	20.7	29.11	27.30	23.91	20.4	28.87	27.05	23.67	20.2	30.01	28.19	24.80	21.3
1350		KW	2.38	2.38	2.38	2.4	2.68	2.68	2.67	2.7	3.01	3.01	3.01	3.0	3.37	3.37	3.37	3.4	3.78	3.77	3.77	3.8	4.25	4.24	4.24	4.3
		Amps	9.58	9.56	9.54	9.6	10.94	10.93	10.90	11.0	12.46	12.45	12.42	12.5	14.10	14.09	14.07	14.2	15.94	15.93	15.91	16.0	18.10	18.09	18.07	18.2
		Hi PR	84	84	85	86.1	97	97	98	99.0	110	111	111	112.6	125	125	126	127.1	140	141	141	142.8	157	158	158	159.6
		Lo PR	135	137	140	145.6	143	145	148	153.5	150	152	155	160.3	156	157	161	166.1	161	163	166	171.8	169	170	173	179.0

IDB: Entering Indoor Dry Bulb Temperature
 High and low pressures are measured at the liquid and suction service valves.
 Design Subcooling, 5-7°F @ the liquid access fitting connection AHRI 95 test conditions. Design Superheat 15-18°F @ the compressor suction access fitting connection.

KW = Total system power
 Amps = outdoor unit amps (comp.+fan)
 Shaded area reflects ACCA (TVA) conditions.

IDB		OUTDOOR AMBIENT TEMPERATURE																							
		65				75				85				95				105				115			
		59	63	67	71	59	63	67	71	59	63	67	71	59	63	67	71	59	63	67	71	59	63	67	71
70	AIRFLOW	59	63	67	71	59	63	67	71	59	63	67	71	59	63	67	71	59	63	67	71	59	63	67	71
	MBh	40.2	40.8	41.9	-	39.8	40.4	41.6	-	38.8	39.4	40.6	-	37.0	37.6	38.8	-	34.8	35.4	36.6	-	32.9	33.4	34.6	-
	S/T	0.69	0.61	0.47	-	0.69	0.62	0.48	-	0.72	0.64	0.50	-	1.00	0.66	0.52	-	1.00	0.69	0.54	-	1.00	0.74	0.60	-
	ΔT	18.53	16.72	13.33	-	18.48	16.67	13.28	-	18.74	16.92	13.53	-	18.46	16.65	13.26	-	18.22	16.40	13.02	-	19.36	17.54	14.15	-
	KW	2.64	2.64	2.63	-	2.96	2.96	2.95	-	3.32	3.32	3.32	-	3.72	3.71	3.71	-	4.16	4.15	4.15	-	4.67	4.67	4.66	-
	Amps	10.57	10.56	10.54	-	12.06	12.05	12.02	-	13.72	13.71	13.68	-	15.52	15.50	15.48	-	17.52	17.51	17.48	-	19.87	19.86	19.84	-
	Hi PR	281	282	284	-	325	326	328	-	371	372	374	-	420	422	424	-	474	475	477	-	531	532	534	-
	Lo PR	129	130	133	-	136	138	141	-	143	145	148	-	149	150	154	-	154	156	159	-	161	163	166	-
	MBh	40.6	41.1	42.3	-	40.2	40.8	42.0	-	39.2	39.7	40.9	-	37.4	38.0	39.1	-	35.2	35.8	37.0	-	33.2	33.8	35.0	-
	S/T	0.71	0.63	0.49	-	0.72	0.64	0.50	-	1.00	0.67	0.53	-	1.00	0.69	0.55	-	1.00	0.71	0.57	-	1.00	1.00	0.62	-
ΔT	17.95	16.13	12.74	-	17.90	16.08	12.69	-	18.15	16.34	12.95	-	17.88	16.06	12.67	-	17.64	15.82	12.43	-	18.77	16.96	13.57	-	
KW	2.65	2.64	2.64	-	2.97	2.97	2.96	-	3.33	3.33	3.33	-	3.73	3.72	3.72	-	4.16	4.16	4.16	-	4.68	4.68	4.67	-	
Amps	10.62	10.60	10.58	-	12.10	12.09	12.06	-	13.76	13.75	13.72	-	15.56	15.54	15.52	-	17.56	17.55	17.52	-	19.92	19.90	19.88	-	
Hi PR	282	283	285	-	326	327	329	-	372	373	375	-	422	423	425	-	475	476	478	-	532	533	535	-	
Lo PR	130	131	135	-	138	139	142	-	144	146	149	-	150	152	155	-	156	157	160	-	163	164	167	-	
MBh	41.3	41.9	43.1	-	41.0	41.5	42.7	-	39.9	40.5	41.7	-	38.2	38.7	39.9	-	36.0	36.5	37.7	-	34.0	34.6	35.7	-	
S/T	0.73	0.66	0.52	-	0.74	0.66	0.52	-	1.00	0.69	0.55	-	1.00	0.71	0.57	-	1.00	0.73	0.59	-	1.00	1.00	0.64	-	
ΔT	17.03	15.22	11.83	-	16.98	15.17	11.78	-	17.24	15.42	12.03	-	16.96	15.15	11.76	-	16.72	14.91	11.52	-	17.86	16.04	12.65	-	
KW	2.66	2.66	2.65	-	2.99	2.98	2.98	-	3.35	3.35	3.34	-	3.74	3.74	3.73	-	4.18	4.18	4.17	-	4.69	4.69	4.68	-	
Amps	10.68	10.67	10.64	-	12.17	12.15	12.13	-	13.82	13.81	13.79	-	15.62	15.61	15.58	-	17.63	17.61	17.59	-	19.98	19.97	19.94	-	
Hi PR	285	286	288	-	329	330	332	-	375	376	378	-	424	425	427	-	478	479	481	-	535	536	538	-	
Lo PR	132	134	137	-	140	142	145	-	147	148	152	-	152	154	157	-	158	160	163	-	165	167	170	-	
75	AIRFLOW	59	63	67	71	59	63	67	71	59	63	67	71	59	63	67	71	59	63	67	71	59	63	67	71
	MBh	40.2	40.8	42.0	43.4	39.9	40.4	41.6	43.4	38.8	39.4	40.6	42.4	37.0	37.6	38.8	40.6	34.9	35.4	36.6	38.4	32.9	33.4	34.6	36.4
	S/T	0.82	0.74	0.60	0.5	1.00	0.75	0.61	0.5	1.00	0.78	0.64	0.5	1.00	0.82	0.68	0.5	1.00	1.00	0.68	0.5	1.00	1.00	0.73	0.6
	ΔT	22.52	20.71	17.32	13.8	22.47	20.66	17.27	13.8	22.73	20.91	17.52	14.0	22.45	20.64	17.25	13.7	22.21	20.40	17.01	13.5	23.35	21.53	18.14	14.6
	KW	2.64	2.63	2.63	2.7	2.96	2.96	2.95	3.0	3.32	3.32	3.31	3.3	3.71	3.71	3.71	3.7	4.15	4.15	4.15	4.2	4.67	4.66	4.66	4.7
	Amps	10.57	10.55	10.53	10.6	12.05	12.04	12.01	12.1	13.71	13.70	13.67	13.8	15.51	15.49	15.47	15.6	17.51	17.50	17.47	17.6	19.86	19.85	19.83	19.9
	Hi PR	281	282	284	289.1	325	326	328	333.0	371	372	374	379.0	421	422	424	428.6	474	475	477	482.1	531	532	534	539.1
	Lo PR	129	130	133	138.8	136	138	141	146.6	143	145	148	153.3	149	150	154	159.0	154	156	159	164.6	161	163	166	171.7
	MBh	40.6	41.2	42.3	44.2	40.2	40.8	42.0	43.8	39.2	39.8	40.9	42.8	37.4	38.0	39.2	41.0	35.2	35.8	37.0	38.8	33.3	33.8	35.0	36.8
	S/T	0.85	0.77	0.63	0.5	1.00	0.77	0.63	0.5	1.00	0.80	0.66	0.5	1.00	0.82	0.68	0.5	1.00	1.00	0.70	0.6	1.00	1.00	0.76	0.6
ΔT	21.94	20.12	16.73	13.2	21.89	20.07	16.68	13.2	22.14	20.33	16.94	13.4	21.87	20.05	16.67	13.2	21.63	19.81	16.42	12.9	22.76	20.95	17.56	14.0	
KW	2.64	2.64	2.64	2.7	2.97	2.97	2.96	3.0	3.33	3.33	3.32	3.3	3.72	3.72	3.72	3.7	4.16	4.16	4.15	4.2	4.68	4.67	4.67	4.7	
Amps	10.61	10.59	10.57	10.7	12.09	12.08	12.06	12.2	13.75	13.74	13.71	13.8	15.55	15.53	15.51	15.6	17.55	17.54	17.52	17.6	19.91	19.89	19.87	20.0	
Hi PR	282	284	286	290.5	326	328	330	334.4	372	374	376	380.5	422	423	425	430.0	475	477	479	483.5	532	534	536	540.5	
Lo PR	130	131	135	140.1	138	139	142	147.8	144	146	149	154.6	150	152	155	160.3	156	157	160	165.9	163	164	167	172.9	
MBh	41.4	41.9	43.1	44.9	41.0	41.6	42.7	44.6	40.0	40.5	41.7	43.5	38.2	38.7	39.9	41.7	36.0	36.6	37.7	39.6	34.0	34.6	35.8	37.6	
S/T	0.87	0.79	0.65	0.5	1.00	0.80	0.66	0.5	1.00	0.82	0.68	0.5	1.00	0.84	0.70	0.6	1.00	1.00	0.72	0.6	1.00	1.00	0.78	0.6	
ΔT	21.02	19.21	15.82	12.3	20.97	19.16	15.77	12.3	21.23	19.41	16.02	12.5	20.96	19.14	15.75	12.2	20.71	18.90	15.51	12.0	21.85	20.03	16.64	13.1	
KW	2.66	2.66	2.65	2.7	2.98	2.98	2.97	3.0	3.35	3.34	3.34	3.4	3.74	3.74	3.73	3.8	4.18	4.17	4.17	4.2	4.69	4.69	4.68	4.7	
Amps	10.67	10.66	10.63	10.7	12.16	12.14	12.12	12.2	13.81	13.80	13.78	13.9	15.61	15.60	15.57	15.7	17.62	17.60	17.58	17.7	19.97	19.96	19.93	20.0	
Hi PR	285	286	288	293.0	329	330	332	336.9	375	376	378	383.0	425	426	428	432.5	478	479	481	486.0	535	536	538	543.0	
Lo PR	132	134	137	142.5	140	142	145	150.2	147	148	152	157.0	152	154	157	162.7	158	160	163	168.3	165	167	170	175.3	

IDB: Entering Indoor Dry Bulb Temperature
 High and low pressures are measured at the liquid and suction service valves.
 Design Subcooling, 5-7 °F @ the liquid access fitting connection AHRI 95 test conditions. Design Superheat 15-18°F @ the compressor suction access fitting connection.
 KW = Total system power
 Amps = outdoor unit amps (comp.+fan)
 Shaded area reflects ACCA (TVA) conditions.

IDB		OUTDOOR AMBIENT TEMPERATURE																							
		65				75				85				95				105				115			
		59	63	67	71	59	63	67	71	59	63	67	71	59	63	67	71	59	63	67	71	59	63	67	71
		ENTERING INDOOR WET BULB TEMPERATURE																							
		AIRFLOW																							
80	Mbh	40.4	41.0	42.2	44.0	40.1	40.6	41.8	43.6	39.0	39.6	40.8	42.6	37.3	37.8	39.0	40.8	35.1	35.6	36.8	38.6	33.1	33.6	34.8	36.6
	S/T	1.00	0.87	0.73	0.6	1.00	0.88	0.74	0.6	1.00	0.91	0.77	0.6	1.00	1.00	0.79	0.6	1.00	1.00	0.81	0.7	1.00	1.00	0.86	0.7
	ΔT	26.54	24.72	21.34	17.8	26.49	24.67	21.29	17.8	26.75	24.93	21.54	18.0	26.47	24.66	21.27	17.8	26.23	24.41	21.02	17.5	27.37	25.55	22.16	18.6
	KW	2.64	2.63	2.63	2.7	2.96	2.96	2.95	3.0	3.32	3.32	3.32	3.3	3.72	3.71	3.71	3.7	4.15	4.15	4.15	4.2	4.67	4.67	4.66	4.7
	Amps	10.57	10.56	10.54	10.6	12.06	12.05	12.02	12.1	13.72	13.71	13.68	13.8	15.51	15.50	15.48	15.6	17.52	17.51	17.48	17.6	19.87	19.86	19.84	19.9
1300	Hi PR	282	283	285	289.6	326	327	329	333.5	372	373	375	379.6	421	422	424	429.1	475	476	478	482.6	532	533	535	539.6
	Lo PR	129	131	134	139.4	137	138	142	147.1	144	145	148	153.9	149	151	154	159.6	155	157	160	165.2	162	164	167	172.2
	Mbh	40.8	41.4	42.5	44.4	40.4	41.0	42.2	44.0	39.4	40.0	41.2	43.0	37.6	38.2	39.4	41.2	35.4	36.0	37.2	39.0	33.5	34.0	35.2	37.0
	S/T	1.00	0.90	0.76	0.6	1.00	0.90	0.76	0.6	1.00	1.00	0.79	0.6	1.00	1.00	0.81	0.7	1.00	1.00	0.83	0.7	1.00	1.00	1.00	0.7
	ΔT	25.96	24.14	20.75	17.2	25.91	24.09	20.70	17.2	26.16	24.35	20.96	17.4	25.89	24.07	20.68	17.2	25.65	23.83	20.44	16.9	26.78	24.97	21.58	18.1
1575	KW	2.65	2.64	2.64	2.7	2.97	2.97	2.96	3.0	3.33	3.33	3.33	3.4	3.73	3.72	3.72	3.7	4.16	4.16	4.16	4.2	4.68	4.68	4.67	4.7
	Amps	10.61	10.60	10.58	10.7	12.10	12.09	12.06	12.2	13.76	13.75	13.72	13.8	15.55	15.54	15.52	15.6	17.56	17.55	17.52	17.6	19.91	19.90	19.88	20.0
	Hi PR	283	284	286	291.0	327	328	330	334.9	373	374	376	381.0	423	424	426	430.5	476	477	479	484.0	533	534	536	541.0
	Lo PR	130	132	135	140.7	138	140	143	148.4	145	146	150	155.1	151	152	155	160.8	156	158	161	166.4	163	165	168	173.5
	Mbh	41.6	42.1	43.3	45.1	41.2	41.8	43.0	44.8	40.2	40.7	41.9	43.7	38.4	38.9	40.1	41.9	36.2	36.8	38.0	39.8	34.2	34.8	36.0	37.8
85	S/T	1.00	0.92	0.78	0.6	1.00	0.92	0.78	0.6	1.00	1.00	0.81	0.7	1.00	1.00	0.83	0.7	1.00	1.00	0.85	0.7	1.00	1.00	1.00	0.8
	ΔT	25.04	23.23	19.84	16.3	24.99	23.18	19.79	16.3	25.25	23.43	20.04	16.5	24.97	23.16	19.77	16.3	24.73	22.92	19.53	16.0	25.87	24.05	20.66	17.2
	KW	2.66	2.66	2.65	2.7	2.98	2.98	2.98	3.0	3.35	3.34	3.34	3.4	3.74	3.74	3.73	3.8	4.18	4.18	4.17	4.2	4.69	4.69	4.68	4.7
	Amps	10.68	10.67	10.64	10.8	12.16	12.15	12.13	12.2	13.82	13.81	13.79	13.9	15.62	15.61	15.58	15.7	17.62	17.61	17.59	17.7	19.98	19.97	19.94	20.1
	Hi PR	285	287	289	293.5	329	331	333	337.4	375	377	379	383.5	425	426	428	433.0	478	480	482	486.5	535	537	539	543.5
1300	Lo PR	131	133	136	141.3	139	140	144	149.0	146	147	150	155.8	151	153	156	161.5	157	158	162	167.1	164	165	169	174.1
	Mbh	41.5	42.0	43.2	45.0	41.1	41.7	42.9	44.7	40.1	40.6	41.8	43.6	38.3	38.9	40.0	41.9	36.1	36.7	37.9	39.7	34.1	34.7	35.9	37.7
	S/T	1.00	1.00	0.86	0.7	1.00	1.00	0.87	0.7	1.00	1.00	0.89	0.7	1.00	1.00	0.91	0.8	1.00	1.00	1.00	0.8	1.00	1.00	1.00	0.8
	ΔT	29.52	27.70	24.32	20.8	29.47	27.65	24.27	20.8	29.73	27.91	24.52	21.0	29.45	27.64	24.25	20.7	29.21	27.39	24.00	20.5	30.35	28.53	25.14	21.6
	KW	2.65	2.65	2.64	2.7	2.98	2.97	2.97	3.0	3.34	3.34	3.33	3.4	3.73	3.73	3.72	3.7	4.17	4.17	4.16	4.2	4.68	4.68	4.68	4.7
1400	Amps	10.64	10.63	10.61	10.7	12.13	12.12	12.09	12.2	13.79	13.78	13.75	13.9	15.58	15.57	15.55	15.7	17.59	17.58	17.55	17.7	19.94	19.93	19.90	20.0
	Hi PR	284	285	287	292.3	328	329	331	336.2	374	375	377	382.3	424	425	427	431.8	477	478	480	485.3	534	536	537	542.3
	Lo PR	132	134	137	142.6	140	142	145	150.3	147	148	152	157.0	153	154	157	162.7	158	160	163	168.3	165	167	170	175.4
	Mbh	42.2	42.8	44.0	45.8	41.9	42.4	43.6	45.4	40.8	41.4	42.6	44.4	39.1	39.6	40.8	42.6	36.9	37.4	38.6	40.4	34.9	35.4	36.6	38.4
	S/T	1.00	1.00	0.88	0.7	1.00	1.00	0.89	0.7	1.00	1.00	0.92	0.8	1.00	1.00	1.00	0.8	1.00	1.00	1.00	0.8	1.00	1.00	1.00	0.9
1575	ΔT	28.61	26.79	23.40	19.9	28.56	26.74	23.35	19.8	28.81	27.00	23.61	20.1	28.54	26.72	23.33	19.8	28.29	26.48	23.09	19.6	29.43	27.62	24.23	20.7
	KW	2.67	2.66	2.66	2.7	2.99	2.99	2.98	3.0	3.35	3.35	3.35	3.4	3.75	3.74	3.74	3.8	4.18	4.18	4.18	4.2	4.70	4.70	4.69	4.7
	Amps	10.71	10.69	10.67	10.8	12.19	12.18	12.16	12.3	13.85	13.84	13.81	13.9	15.65	15.63	15.61	15.7	17.65	17.64	17.62	17.7	20.01	19.99	19.97	20.1
	Hi PR	287	288	290	294.8	331	332	334	338.7	377	378	380	384.8	426	428	429	434.3	480	481	483	487.8	537	538	540	544.8
	Lo PR	135	136	140	145.0	142	144	147	152.7	149	151	154	159.4	155	157	160	165.1	161	162	165	170.7	168	169	172	177.8

IDB: Entering Indoor Dry Bulb Temperature

High and low pressures are measured at the liquid and suction service valves.

Design Subcooling, 5-7°F @ the liquid access fitting connection AHRI 95 test conditions. Design Superheat 15-18°F @ the compressor suction access fitting connection.

KW = Total system power

Amps = outdoor unit amps (comp.+fan)

Shaded area reflects ACCA (TVA) conditions.

IDB		OUTDOOR AMBIENT TEMPERATURE																							
		65				75				85				95				105				115			
		59	63	67	71	59	63	67	71	59	63	67	71	59	63	67	71	59	63	67	71	59	63	67	71
70	AIRFLOW	59	63	67	71	59	63	67	71	59	63	67	71	59	63	67	71	59	63	67	71	59	63	67	71
	MBh	46.8	47.5	48.9	-	46.4	47.0	48.4	-	45.2	45.8	47.2	-	43.1	43.7	45.1	-	40.5	41.1	42.5	-	38.1	38.8	40.2	-
	S/T	0.64	0.56	0.41	-	0.64	0.56	0.42	-	0.67	0.59	0.45	-	1.00	0.61	0.47	-	1.00	0.63	0.49	-	1.00	0.69	0.54	-
	ΔT	20.08	18.23	14.76	-	20.03	18.18	14.71	-	20.29	18.44	14.97	-	20.01	18.16	14.69	-	19.77	17.91	14.44	-	20.93	19.07	15.60	-
	KW	3.10	3.09	3.09	-	3.48	3.47	3.47	-	3.90	3.90	3.89	-	4.36	4.36	4.35	-	4.88	4.88	4.87	-	5.48	5.48	5.47	-
	Amps	12.12	12.11	12.08	-	13.87	13.85	13.82	-	15.82	15.80	15.77	-	17.93	17.91	17.88	-	20.29	20.27	20.24	-	23.05	23.04	23.01	-
	Hi PR	266	267	269	-	308	309	311	-	351	353	354	-	399	400	402	-	450	451	453	-	504	505	507	-
	Lo PR	124	126	129	-	132	133	137	-	138	140	143	-	144	146	149	-	150	151	154	-	156	158	161	-
	MBh	47.4	48.1	49.5	-	47.0	47.7	49.1	-	45.8	46.4	47.8	-	43.7	44.3	45.7	-	41.1	41.8	43.2	-	38.8	39.4	40.8	-
	S/T	0.70	0.62	0.48	-	0.70	0.62	0.48	-	0.73	0.65	0.51	-	1.00	0.67	0.53	-	1.00	0.69	0.55	-	1.00	0.75	0.61	-
ΔT	18.96	17.10	13.64	-	18.91	17.05	13.59	-	19.17	17.31	13.85	-	18.89	17.03	13.57	-	18.64	16.79	13.32	-	19.81	17.95	14.48	-	
KW	3.12	3.11	3.11	-	3.50	3.49	3.49	-	3.92	3.92	3.91	-	4.38	4.38	4.37	-	4.90	4.90	4.89	-	5.50	5.50	5.49	-	
Amps	12.21	12.20	12.17	-	13.96	13.94	13.91	-	15.91	15.89	15.86	-	18.02	18.00	17.97	-	20.38	20.36	20.33	-	23.14	23.13	23.10	-	
Hi PR	268	269	271	-	310	311	313	-	354	355	357	-	401	402	404	-	452	453	455	-	506	508	509	-	
Lo PR	126	128	131	-	134	135	138	-	140	142	145	-	146	147	151	-	151	153	156	-	158	160	163	-	
MBh	48.2	48.8	50.2	-	47.7	48.4	49.8	-	46.5	47.2	48.6	-	44.4	45.1	46.5	-	41.8	42.5	43.9	-	39.5	40.2	41.6	-	
S/T	0.73	0.65	0.51	-	0.74	0.66	0.52	-	0.77	0.69	0.54	-	1.00	0.71	0.56	-	1.00	0.73	0.59	-	1.00	0.78	0.64	-	
ΔT	18.02	16.16	12.69	-	17.97	16.11	12.64	-	18.23	16.37	12.90	-	17.95	16.09	12.62	-	17.70	15.84	12.37	-	18.86	17.00	13.54	-	
KW	3.13	3.13	3.12	-	3.51	3.51	3.50	-	3.94	3.94	3.93	-	4.40	4.40	4.39	-	4.92	4.91	4.91	-	5.52	5.52	5.51	-	
Amps	12.29	12.27	12.24	-	14.03	14.02	13.99	-	15.98	15.97	15.94	-	18.09	18.08	18.05	-	20.45	20.44	20.41	-	23.22	23.21	23.18	-	
Hi PR	270	271	273	-	312	313	315	-	356	357	359	-	403	404	406	-	454	455	457	-	509	510	512	-	
Lo PR	128	130	133	-	136	137	140	-	142	144	147	-	148	149	153	-	153	155	158	-	160	162	165	-	

IDB		OUTDOOR AMBIENT TEMPERATURE																							
		65				75				85				95				105				115			
		59	63	67	71	59	63	67	71	59	63	67	71	59	63	67	71	59	63	67	71	59	63	67	71
75	AIRFLOW	59	63	67	71	59	63	67	71	59	63	67	71	59	63	67	71	59	63	67	71	59	63	67	71
	MBh	46.8	47.5	48.9	51.0	46.4	47.1	48.5	50.6	45.2	45.8	47.2	49.4	43.1	43.7	45.1	47.3	40.5	41.2	42.6	44.7	38.2	38.8	40.2	42.4
	S/T	0.77	0.69	0.55	0.4	0.78	0.70	0.56	0.4	1.00	0.72	0.58	0.4	1.00	0.74	0.60	0.5	1.00	0.77	0.63	0.5	1.00	1.00	0.68	0.5
	ΔT	24.17	22.31	18.84	15.2	24.12	22.26	18.79	15.2	24.38	22.52	19.05	15.5	24.10	22.24	18.77	15.2	23.85	21.99	18.52	14.9	25.01	23.15	19.69	16.1
	KW	3.09	3.09	3.08	3.1	3.47	3.47	3.47	3.5	3.90	3.90	3.89	3.9	4.36	4.36	4.35	4.4	4.88	4.87	4.87	4.9	5.48	5.48	5.47	5.5
	Amps	12.11	12.10	12.07	12.2	13.86	13.84	13.81	13.9	15.81	15.79	15.76	15.9	17.92	17.90	17.87	18.0	20.27	20.26	20.23	20.4	23.04	23.03	23.00	23.1
	Hi PR	266	267	269	273.5	308	309	311	315.4	352	353	355	359.3	399	400	402	406.6	450	451	453	457.6	504	506	507	512.0
	Lo PR	124	126	129	134.3	132	133	137	141.8	138	140	143	148.5	144	146	149	154.1	150	151	154	159.6	156	158	161	166.4
	MBh	47.4	48.1	49.5	51.6	47.0	47.7	49.1	51.2	45.8	46.5	47.9	50.0	43.7	44.4	45.8	47.9	41.1	41.8	43.2	45.3	38.8	39.4	40.8	43.0
	S/T	0.83	0.75	0.61	0.5	1.00	0.76	0.62	0.5	1.00	0.79	0.64	0.5	1.00	0.81	0.66	0.5	1.00	0.83	0.69	0.5	1.00	1.00	0.74	0.6
ΔT	23.04	21.19	17.72	14.1	22.99	21.14	17.67	14.1	23.26	21.40	17.93	14.3	22.98	21.12	17.65	14.1	22.73	20.87	17.40	13.8	23.89	22.03	18.56	15.0	
KW	3.11	3.11	3.10	3.1	3.49	3.49	3.48	3.5	3.92	3.92	3.91	3.9	4.38	4.38	4.37	4.4	4.90	4.89	4.89	4.9	5.50	5.50	5.49	5.5	
Amps	12.20	12.19	12.16	12.3	13.95	13.93	13.90	14.0	15.90	15.88	15.85	16.0	18.01	17.99	17.96	18.1	20.37	20.35	20.32	20.5	23.13	23.12	23.09	23.2	
Hi PR	268	269	271	275.8	310	311	313	317.7	354	355	357	361.6	401	402	404	408.9	452	453	455	459.9	507	508	510	514.3	
Lo PR	126	128	131	136.1	134	135	138	143.7	140	142	145	150.3	146	147	151	155.9	151	153	156	161.4	158	160	163	168.3	
MBh	48.2	48.8	50.2	52.4	47.8	48.4	49.8	52.0	46.5	47.2	48.6	50.7	44.4	45.1	46.5	48.6	41.9	42.5	43.9	46.1	39.5	40.2	41.6	43.7	
S/T	0.87	0.79	0.65	0.5	1.00	0.80	0.65	0.5	1.00	0.82	0.68	0.5	1.00	0.84	0.70	0.6	1.00	1.00	0.72	0.6	1.00	1.00	0.78	0.6	
ΔT	22.10	20.24	16.77	13.2	22.05	20.19	16.72	13.1	22.31	20.45	16.99	13.4	22.03	20.17	16.71	13.1	21.78	19.92	16.46	12.9	22.95	21.09	17.62	14.0	
KW	3.13	3.13	3.12	3.1	3.51	3.51	3.50	3.5	3.94	3.93	3.93	4.0	4.40	4.40	4.39	4.4	4.91	4.91	4.90	4.9	5.52	5.51	5.51	5.5	
Amps	12.28	12.26	12.23	12.4	14.02	14.01	13.98	14.1	15.97	15.96	15.93	16.1	18.08	18.07	18.04	18.2	20.44	20.43	20.40	20.5	23.21	23.19	23.16	23.3	
Hi PR	270	271	273	278.0	312	313	315	319.9	356	357	359	363.8	403	405	406	411.1	454	456	457	462.0	509	510	512	516.5	
Lo PR	128	130	133	138.1	136	137	140	145.7	142	144	147	152.3	148	149	153	157.9	153	155	158	163.4	160	162	165	170.3	

KW = Total system power
 Amps = outdoor unit amps (comp.+fan)
 Shaded area reflects ACCA (TVA) conditions.

IDB: Entering Indoor Dry Bulb Temperature
 High and low pressures are measured at the liquid and suction service valves.
 Design Subcooling, 5-7 °F @ the liquid access fitting connection AHRI 95 test conditions. Design Superheat 15-18°F @ the compressor suction access fitting connection.

IDB		OUTDOOR AMBIENT TEMPERATURE																								
		65				75				85				95				105				115				
		59	63	67	71	59	63	67	71	59	63	67	71	59	63	67	71	59	63	67	71	59	63	67	71	
1400		MbH	47.1	47.7	49.1	51.3	46.7	47.3	48.7	50.8	45.4	46.1	47.5	49.6	43.3	44.0	45.4	47.5	40.8	41.4	42.8	45.0	38.4	39.1	40.5	42.6
		S/T	1.00	0.82	0.68	0.5	1.00	0.83	0.69	0.5	1.00	0.86	0.71	0.6	1.00	1.00	0.73	0.6	1.00	1.00	0.76	0.6	1.00	1.00	0.81	0.7
		ΔT	28.28	26.42	22.95	19.4	28.23	26.37	22.90	19.3	28.49	26.63	23.16	19.6	28.21	26.35	22.88	19.3	27.96	26.10	22.64	19.0	29.12	27.27	23.80	20.2
		KW	3.09	3.09	3.09	3.1	3.48	3.47	3.47	3.5	3.90	3.90	3.89	3.9	4.36	4.36	4.35	4.4	4.88	4.88	4.87	4.9	5.48	5.48	5.47	5.5
		Amps	12.12	12.10	12.07	12.2	13.87	13.85	13.82	14.0	15.82	15.80	15.77	15.9	17.93	17.91	17.88	18.0	20.28	20.27	20.24	20.4	23.05	23.04	23.01	23.1
		Hi PR	266	268	269	274.0	308	309	311	315.9	352	353	355	359.8	399	401	402	407.1	450	452	453	458.1	505	506	508	512.5
		Lo PR	125	126	130	134.8	132	134	137	142.4	139	141	144	149.0	145	146	149	154.6	150	152	155	160.1	157	159	162	167.0
80		MbH	47.7	48.3	49.7	51.9	47.3	47.9	49.3	51.5	46.0	46.7	48.1	50.2	43.9	44.6	46.0	48.1	41.4	42.0	43.4	45.6	39.0	39.7	41.1	43.2
		S/T	1.00	0.89	0.74	0.6	1.00	0.89	0.75	0.6	1.00	0.92	0.78	0.6	1.00	1.00	0.80	0.6	1.00	1.00	0.82	0.7	1.00	1.00	0.87	0.7
		ΔT	27.16	25.30	21.83	18.2	27.11	25.25	21.78	18.2	27.37	25.51	22.04	18.4	27.09	25.23	21.76	18.2	26.84	24.98	21.51	17.9	28.00	26.14	22.68	19.1
		KW	3.11	3.11	3.11	3.1	3.50	3.49	3.49	3.5	3.92	3.92	3.91	3.9	4.38	4.38	4.37	4.4	4.90	4.90	4.89	4.9	5.50	5.50	5.49	5.5
		Amps	12.21	12.20	12.17	12.3	13.96	13.94	13.91	14.0	15.91	15.89	15.86	16.0	18.02	18.00	17.97	18.1	20.37	20.36	20.33	20.5	23.14	23.13	23.10	23.2
		Hi PR	269	270	272	276.3	311	312	314	318.2	354	356	357	362.1	402	403	405	409.4	453	454	456	460.3	507	508	510	514.8
		Lo PR	127	128	131	136.7	134	136	139	144.2	141	142	146	150.8	146	148	151	156.4	152	153	157	161.9	159	160	164	168.8
1800		MbH	48.4	49.1	50.5	52.6	48.0	48.7	50.1	52.2	46.8	47.4	48.8	51.0	44.7	45.3	46.7	48.9	42.1	42.8	44.2	46.3	39.8	40.4	41.8	44.0
		S/T	1.00	0.92	0.78	0.6	1.00	0.93	0.79	0.6	1.00	0.95	0.81	0.7	1.00	1.00	0.83	0.7	1.00	1.00	0.85	0.7	1.00	1.00	0.91	0.8
		ΔT	26.21	24.35	20.89	17.3	26.16	24.30	20.84	17.2	26.42	24.56	21.10	17.5	26.14	24.28	20.82	17.2	25.89	24.04	20.57	17.0	27.06	25.20	21.73	18.1
		KW	3.13	3.13	3.12	3.2	3.51	3.51	3.50	3.5	3.94	3.94	3.93	4.0	4.40	4.40	4.39	4.4	4.92	4.91	4.91	4.9	5.52	5.52	5.51	5.5
		Amps	12.28	12.27	12.24	12.4	14.03	14.02	13.99	14.1	15.98	15.97	15.94	16.1	18.09	18.08	18.05	18.2	20.45	20.44	20.41	20.5	23.22	23.20	23.17	23.3
		Hi PR	271	272	274	278.4	313	314	316	320.4	357	358	360	364.3	404	405	407	411.6	455	456	458	462.5	509	510	512	516.9
		Lo PR	129	130	133	138.7	136	138	141	146.2	143	144	148	152.9	148	150	153	158.5	154	155	159	164.0	161	162	166	170.8
1400		MbH	47.9	48.5	49.9	52.1	47.4	48.1	49.5	51.6	46.2	46.9	48.3	50.4	44.1	44.8	46.2	48.3	41.5	42.2	43.6	45.7	39.2	39.9	41.3	43.4
		S/T	1.00	0.93	0.79	0.6	1.00	1.00	0.79	0.6	1.00	1.00	0.82	0.7	1.00	1.00	0.84	0.7	1.00	1.00	0.86	0.7	1.00	1.00	1.00	0.8
		ΔT	31.92	30.07	26.60	23.0	31.87	30.02	26.55	23.0	32.14	30.28	26.81	23.2	31.86	30.00	26.53	22.9	31.61	29.75	26.28	22.7	32.77	30.91	27.44	23.9
		KW	3.10	3.10	3.09	3.1	3.48	3.48	3.47	3.5	3.91	3.91	3.90	3.9	4.37	4.37	4.36	4.4	4.89	4.88	4.88	4.9	5.49	5.49	5.48	5.5
		Amps	12.15	12.14	12.11	12.2	13.90	13.88	13.86	14.0	15.85	15.84	15.81	15.9	17.96	17.95	17.92	18.0	20.32	20.30	20.27	20.4	23.08	23.07	23.04	23.2
		Hi PR	268	269	271	275.2	310	311	313	317.2	353	355	356	361.1	401	402	404	408.4	452	453	455	459.3	506	507	509	513.7
		Lo PR	127	128	131	136.7	134	136	139	144.3	141	142	146	150.9	146	148	151	156.5	152	154	157	162.0	159	160	164	168.8
85		MbH	48.5	49.1	50.5	52.7	48.1	48.7	50.1	52.2	46.8	47.5	48.9	51.0	44.7	45.4	46.8	48.9	42.2	42.8	44.2	46.4	39.8	40.5	41.9	44.0
		S/T	1.00	0.99	0.85	0.7	1.00	1.00	0.86	0.7	1.00	1.00	0.88	0.7	1.00	1.00	0.90	0.8	1.00	1.00	0.88	0.8	1.00	1.00	1.00	0.8
		ΔT	30.80	28.95	25.48	21.9	30.75	28.89	25.43	21.8	31.01	29.16	25.69	22.1	30.73	28.88	25.41	21.8	30.48	28.63	25.16	21.6	31.65	29.79	26.32	22.7
		KW	3.12	3.12	3.11	3.1	3.50	3.50	3.49	3.5	3.93	3.93	3.92	3.9	4.39	4.39	4.38	4.4	4.91	4.90	4.90	4.9	5.51	5.51	5.50	5.5
		Amps	12.24	12.23	12.20	12.3	13.99	13.98	13.95	14.1	15.94	15.93	15.90	16.0	18.05	18.04	18.01	18.1	20.41	20.39	20.36	20.5	23.17	23.16	23.13	23.3
		Hi PR	270	271	273	277.5	312	313	315	319.4	356	357	359	363.3	403	404	406	410.6	454	455	457	461.6	508	510	511	516.0
		Lo PR	129	130	133	138.5	136	138	141	146.1	143	144	147	152.7	148	150	153	158.3	154	155	159	163.8	161	162	165	170.7
1800		MbH	49.2	49.9	51.3	53.4	48.8	49.5	50.9	53.0	47.6	48.2	49.6	51.8	45.5	46.1	47.5	49.7	42.9	43.6	45.0	47.1	40.6	41.2	42.6	44.7
		S/T	1.00	1.00	0.88	0.7	1.00	1.00	0.89	0.7	1.00	1.00	0.92	0.8	1.00	1.00	0.94	0.8	1.00	1.00	0.88	0.8	1.00	1.00	1.00	0.9
		ΔT	29.86	28.00	24.53	20.9	29.81	27.95	24.48	20.9	30.07	28.21	24.74	21.2	29.79	27.93	24.46	20.9	29.54	27.68	24.22	20.6	30.70	28.85	25.38	21.8
		KW	3.14	3.14	3.13	3.2	3.52	3.52	3.51	3.5	3.95	3.94	3.94	4.0	4.41	4.40	4.40	4.4	4.92	4.92	4.91	4.9	5.53	5.52	5.52	5.5
		Amps	12.32	12.30	12.27	12.4	14.07	14.05	14.02	14.2	16.02	16.00	15.97	16.1	18.13	18.11	18.08	18.2	20.48	20.47	20.44	20.6	23.25	23.24	23.21	23.3
		Hi PR	272	273	275	279.7	314	315	317	321.6	358	359	361	365.5	405	406	408	412.8	456	457	459	463.8	511	512	514	518.2
		Lo PR	131	132	135	140.5	138	140	143	148.1	145	146	149	154.7	150	152	155	160.3	156	157	161	165.8	163	164	167	172.7

IDB: Entering Indoor Dry Bulb Temperature
 High and low pressures are measured at the liquid and suction service valves.
 Design Subcooling, 5-7°F @ the liquid access fitting connection AHRI 95 test conditions. Design Superheat 15-18°F @ the compressor suction access fitting connection.
 KW = Total system power
 Amps = outdoor unit amps (comp.+fan)
 Shaded area reflects ACCA (TVA) conditions.

IDB		OUTDOOR AMBIENT TEMPERATURE																											
		65				75				85				95				105				115							
		59	63	67	71	59	63	67	71	59	63	67	71	59	63	67	71	59	63	67	71	59	63	67	71				
		ENTERING INDOOR WET BULB TEMPERATURE																											
		59	63	67	71	59	63	67	71	59	63	67	71	59	63	67	71	59	63	67	71	59	63	67	71	59	63	67	71
1500	MBh	58.0	58.9	60.6	-	57.5	58.3	60.1	-	56.0	56.8	58.6	-	53.4	54.2	55.9	-	50.2	51.0	52.8	-	47.3	48.1	49.9	-				
	S/T	0.59	0.52	0.39	-	0.60	0.52	0.39	-	0.62	0.55	0.42	-	0.64	0.57	0.43	-	1.00	0.59	0.46	-	1.00	0.64	0.51	-				
	ΔT	21.05	19.10	15.45	-	21.00	19.04	15.40	-	21.27	19.32	15.67	-	20.98	19.02	15.38	-	20.72	18.76	15.11	-	21.94	19.99	16.34	-				
	KW	3.78	3.78	3.77	-	4.27	4.27	4.26	-	4.82	4.81	4.81	-	5.41	5.41	5.40	-	6.07	6.07	6.06	-	6.85	6.84	6.84	-				
	Amps	15.05	15.04	15.00	-	17.30	17.28	17.24	-	19.80	19.78	19.75	-	22.51	22.49	22.46	-	25.54	25.52	25.48	-	29.09	29.07	29.04	-				
	Hi PR	276	277	279	-	320	321	323	-	365	367	369	-	415	416	418	-	468	469	471	-	524	525	527	-				
	Lo PR	121	122	125	-	128	129	132	-	134	136	139	-	140	141	144	-	145	147	150	-	152	153	156	-				
	70	MBh	58.8	59.6	61.3	-	58.2	59.1	60.8	-	56.7	57.5	59.3	-	54.1	54.9	56.7	-	50.9	51.7	53.5	-	48.0	48.8	50.6	-			
		S/T	0.64	0.57	0.44	-	0.65	0.58	0.45	-	0.67	0.60	0.47	-	0.69	0.62	0.49	-	1.00	0.64	0.51	-	1.00	0.69	0.56	-			
		ΔT	19.95	17.99	14.34	-	19.89	17.94	14.29	-	20.17	18.21	14.57	-	19.87	17.92	14.27	-	19.61	17.66	14.01	-	20.84	18.88	15.23	-			
KW		3.80	3.80	3.79	-	4.30	4.29	4.28	-	4.84	4.84	4.83	-	5.43	5.43	5.42	-	6.10	6.09	6.08	-	6.87	6.87	6.86	-				
Amps		15.16	15.14	15.11	-	17.41	17.39	17.35	-	19.91	19.89	19.85	-	22.62	22.60	22.56	-	25.65	25.63	25.59	-	29.20	29.18	29.14	-				
Hi PR		278	280	282	-	322	323	325	-	368	369	371	-	417	418	420	-	470	471	473	-	526	527	529	-				
Lo PR		122	124	127	-	130	131	134	-	136	137	140	-	141	143	146	-	147	148	151	-	153	155	158	-				
1900		MBh	59.6	60.4	62.2	-	59.1	59.9	61.6	-	57.6	58.4	60.1	-	55.0	55.8	57.5	-	51.8	52.6	54.3	-	48.9	49.7	51.4	-			
		S/T	0.68	0.60	0.47	-	0.68	0.61	0.48	-	0.71	0.63	0.50	-	1.00	0.65	0.52	-	1.00	0.67	0.54	-	1.00	0.72	0.59	-			
		ΔT	19.01	17.05	13.41	-	18.95	17.00	13.35	-	19.23	17.28	13.63	-	18.93	16.98	13.33	-	18.67	16.72	13.07	-	19.90	17.94	14.29	-			
	KW	3.83	3.82	3.81	-	4.32	4.31	4.30	-	4.86	4.86	4.85	-	5.45	5.45	5.44	-	6.12	6.11	6.10	-	6.89	6.89	6.88	-				
	Amps	15.25	15.24	15.20	-	17.50	17.48	17.44	-	20.00	19.98	19.95	-	22.71	22.69	22.66	-	25.74	25.72	25.68	-	29.29	29.27	29.24	-				
	Hi PR	281	282	284	-	324	325	327	-	370	371	373	-	419	420	422	-	472	473	475	-	528	530	532	-				
	Lo PR	124	126	129	-	131	133	136	-	138	139	142	-	143	145	148	-	149	150	153	-	155	157	160	-				
	75	MBh	58.1	58.9	60.6	63.3	57.5	58.4	60.1	62.7	56.0	56.9	58.6	61.2	53.4	54.2	56.0	58.6	50.2	51.1	52.8	55.4	47.3	48.2	49.9	52.5			
		S/T	0.71	0.64	0.51	0.4	0.72	0.65	0.52	0.4	1.00	0.67	0.54	0.4	1.00	0.69	0.56	0.4	1.00	0.71	0.58	0.4	1.00	0.76	0.63	0.5			
		ΔT	25.35	23.39	19.74	16.0	25.29	23.34	19.69	15.9	25.57	23.61	19.97	16.2	25.27	23.32	19.67	15.9	25.01	23.06	19.41	15.6	26.24	24.28	20.63	16.9			
KW		3.78	3.77	3.77	3.8	4.27	4.26	4.26	4.3	4.82	4.81	4.80	4.8	5.41	5.40	5.40	5.4	6.07	6.07	6.06	6.1	6.85	6.84	6.83	6.9				
Amps		15.04	15.02	14.98	15.2	17.28	17.26	17.23	17.4	19.79	19.77	19.73	19.9	22.50	22.48	22.44	22.6	25.52	25.51	25.47	25.6	29.08	29.06	29.02	29.2				
Hi PR		276	278	280	284.4	320	321	323	328.0	366	367	369	373.6	415	416	418	422.7	468	469	471	475.7	524	526	527	532.3				
Lo PR		121	122	125	130.2	128	129	132	137.6	134	136	139	144.0	140	141	144	149.4	145	147	150	154.7	152	153	156	161.4				
1700		MBh	58.8	59.6	61.3	64.0	58.3	59.1	60.8	63.5	56.8	57.6	59.3	62.0	54.1	55.0	56.7	59.3	51.0	51.8	53.5	56.2	48.1	48.9	50.6	53.3			
		S/T	0.77	0.70	0.56	0.4	0.77	0.70	0.57	0.4	1.00	0.73	0.59	0.5	1.00	0.74	0.61	0.5	1.00	0.77	0.63	0.5	1.00	1.00	0.68	0.5			
		ΔT	24.24	22.29	18.64	14.9	24.19	22.24	18.59	14.8	24.46	22.51	18.86	15.1	24.17	22.22	18.57	14.8	23.91	21.95	18.31	14.5	25.13	23.18	19.53	15.7			
	KW	3.80	3.80	3.79	3.8	4.29	4.29	4.28	4.3	4.84	4.84	4.83	4.9	5.43	5.43	5.42	5.5	6.09	6.09	6.08	6.1	6.87	6.87	6.86	6.9				
	Amps	15.15	15.13	15.09	15.3	17.39	17.37	17.34	17.5	19.90	19.88	19.84	20.0	22.61	22.59	22.55	22.7	25.63	25.62	25.58	25.7	29.19	29.17	29.13	29.3				
	Hi PR	279	280	282	286.6	322	323	325	330.2	368	369	371	375.8	417	418	420	424.9	470	471	473	477.9	527	528	530	534.5				
	Lo PR	122	124	127	131.9	130	131	134	139.2	136	137	141	145.6	141	143	146	151.1	147	148	151	156.4	153	155	158	163.1				
	1900	MBh	59.6	60.5	62.2	64.8	59.1	59.9	61.7	64.3	57.6	58.4	60.2	62.8	55.0	55.8	57.6	60.2	51.8	52.6	54.4	57.0	48.9	49.7	51.5	54.1			
		S/T	0.80	0.73	0.60	0.5	0.81	0.73	0.60	0.5	1.00	0.76	0.63	0.5	1.00	0.78	0.64	0.5	1.00	0.80	0.67	0.5	1.00	1.00	0.72	0.6			
		ΔT	23.30	21.35	17.70	13.9	23.25	21.30	17.65	13.9	23.52	21.57	17.92	14.1	23.23	21.28	17.63	13.8	22.97	21.02	17.37	13.6	24.19	22.24	18.59	14.8			
KW		3.82	3.82	3.81	3.8	4.31	4.31	4.30	4.3	4.86	4.86	4.85	4.9	5.45	5.45	5.44	5.5	6.11	6.11	6.10	6.1	6.89	6.89	6.88	6.9				
Amps		15.24	15.22	15.18	15.4	17.48	17.47	17.43	17.6	19.99	19.97	19.93	20.1	22.70	22.68	22.64	22.8	25.73	25.71	25.67	25.8	29.28	29.26	29.22	29.4				
Hi PR		281	282	284	288.7	324	326	327	332.3	370	371	373	377.9	419	420	422	427.1	472	473	475	480.1	529	530	532	536.6				
Lo PR		124	126	129	133.7	131	133	136	141.1	138	139	142	147.5	143	145	148	152.9	149	150	153	158.2	155	157	160	164.9				

IDB: Entering Indoor Dry Bulb Temperature
 High and low pressures are measured at the liquid and suction service valves.
 Design Subcooling, 5-7 °F @ the liquid access fitting connection AHRI 95 test conditions. Design Superheat 15-18°F @ the compressor suction access fitting connection.
 KW = Total system power
 Amps = outdoor unit amps (comp.+fan)
 Shaded area reflects ACCA (TVA) conditions.

IDB		OUTDOOR AMBIENT TEMPERATURE																							
		65				75				85				95				105				115			
		59	63	67	71	59	63	67	71	59	63	67	71	59	63	67	71	59	63	67	71	59	63	67	71
		ENTERING INDOOR WET BULB TEMPERATURE																							
		AIRFLOW																							
80	Mbh	58.4	59.2	60.9	63.6	57.8	58.7	60.4	63.0	56.3	57.2	58.9	61.5	53.7	54.5	56.3	58.9	50.5	51.4	53.1	55.7	47.6	48.5	50.2	52.8
	S/T	0.84	0.76	0.63	0.5	1.00	0.77	0.64	0.5	1.00	0.79	0.66	0.5	1.00	0.81	0.68	0.5	1.00	1.00	0.70	0.6	1.00	1.00	0.75	0.6
	ΔT	29.67	27.72	24.07	20.3	29.62	27.66	24.02	20.2	29.89	27.94	24.29	20.5	29.60	27.64	24.00	20.2	29.34	27.38	23.74	20.0	30.56	28.61	24.96	21.2
	KW	3.78	3.78	3.77	3.8	4.27	4.27	4.26	4.3	4.82	4.81	4.81	4.8	5.41	5.41	5.40	5.4	6.07	6.07	6.06	6.1	6.85	6.84	6.84	6.9
	Amps	15.05	15.03	14.99	15.2	17.29	17.28	17.24	17.4	19.80	19.78	19.74	19.9	22.51	22.49	22.45	22.6	25.54	25.52	25.48	25.7	29.09	29.07	29.03	29.2
	Hi PR	277	278	280	284.9	321	322	324	328.5	366	367	369	374.1	415	417	418	423.3	468	469	471	476.2	525	526	528	532.8
	Lo PR	121	123	126	130.8	128	130	133	138.1	135	136	139	144.5	140	142	145	149.9	146	147	150	155.3	152	154	157	161.9
	Mbh	59.1	59.9	61.6	64.3	58.6	59.4	61.1	63.8	57.1	57.9	59.6	62.3	54.4	55.3	57.0	59.6	51.3	52.1	53.8	56.5	48.4	49.2	50.9	53.6
	S/T	1.00	0.82	0.69	0.5	1.00	0.82	0.69	0.6	1.00	0.85	0.72	0.6	1.00	0.87	0.73	0.6	1.00	1.00	0.76	0.6	1.00	1.00	0.81	0.7
	ΔT	28.57	26.61	22.97	19.2	28.51	26.56	22.91	19.1	28.79	26.84	23.19	19.4	28.49	26.54	22.89	19.1	28.23	26.28	22.63	18.9	29.46	27.50	23.85	20.1
KW	3.80	3.80	3.79	3.8	4.29	4.29	4.28	4.3	4.84	4.84	4.83	4.9	5.43	5.43	5.42	5.5	6.10	6.09	6.08	6.1	6.87	6.87	6.86	6.9	
Amps	15.16	15.14	15.10	15.3	17.40	17.39	17.35	17.5	19.91	19.89	19.85	20.0	22.62	22.60	22.56	22.7	25.64	25.63	25.59	25.8	29.20	29.18	29.14	29.3	
Hi PR	279	280	282	287.1	323	324	326	330.7	368	370	372	376.3	418	419	421	425.5	470	472	474	478.4	527	528	530	535.0	
Lo PR	123	124	127	132.4	130	132	135	139.8	136	138	141	146.2	142	143	146	151.6	147	149	152	156.9	154	155	158	163.6	
Mbh	59.9	60.8	62.5	65.1	59.4	60.2	62.0	64.6	57.9	58.7	60.5	63.1	55.3	56.1	57.9	60.5	52.1	52.9	54.7	57.3	49.2	50.0	51.8	54.4	
S/T	1.00	0.85	0.72	0.6	1.00	0.85	0.72	0.6	1.00	0.88	0.75	0.6	1.00	0.90	0.77	0.6	1.00	1.00	0.79	0.6	1.00	1.00	0.84	0.7	
ΔT	27.63	25.67	22.03	18.2	27.58	25.62	21.97	18.2	27.85	25.90	22.25	18.5	27.56	25.60	21.95	18.2	27.29	25.34	21.69	17.9	28.52	26.56	22.92	19.1	
KW	3.82	3.82	3.81	3.8	4.31	4.31	4.30	4.3	4.86	4.86	4.85	4.9	5.45	5.45	5.44	5.5	6.12	6.11	6.10	6.1	6.89	6.89	6.88	6.9	
Amps	15.25	15.23	15.20	15.4	17.50	17.48	17.44	17.6	20.00	19.98	19.94	20.1	22.71	22.69	22.65	22.8	25.74	25.72	25.68	25.9	29.29	29.27	29.23	29.4	
Hi PR	281	283	284	289.3	325	326	328	332.8	371	372	374	378.5	420	421	423	427.6	473	474	476	480.6	529	530	532	537.1	
Lo PR	125	126	129	134.3	132	133	136	141.6	138	140	143	148.0	144	145	148	153.4	149	151	154	158.8	156	157	160	165.4	
Mbh	59.3	60.2	61.9	64.5	58.8	59.6	61.4	64.0	57.3	58.1	59.9	62.5	54.7	55.5	57.3	59.9	51.5	52.3	54.1	56.7	48.6	49.4	51.2	53.8	
S/T	1.00	0.86	0.73	0.6	1.00	0.87	0.74	0.6	1.00	1.00	0.76	0.6	1.00	1.00	0.78	0.6	1.00	1.00	0.80	0.7	1.00	1.00	1.00	0.7	
ΔT	33.51	31.55	27.91	24.1	33.45	31.50	27.85	24.1	33.73	31.78	28.13	24.3	33.43	31.48	27.83	24.1	33.17	31.22	27.57	23.8	34.40	32.44	28.79	25.0	
KW	3.79	3.79	3.78	3.8	4.28	4.28	4.27	4.3	4.83	4.82	4.82	4.9	5.42	5.42	5.41	5.4	6.08	6.08	6.07	6.1	6.86	6.85	6.84	6.9	
Amps	15.09	15.08	15.04	15.2	17.34	17.32	17.28	17.5	19.84	19.82	19.79	20.0	22.55	22.53	22.50	22.7	25.58	25.56	25.52	25.7	29.13	29.11	29.08	29.2	
Hi PR	278	279	281	286.2	322	323	325	329.8	367	369	371	375.4	417	418	420	424.6	470	471	473	477.5	526	527	529	534.1	
Lo PR	123	124	127	132.6	130	132	135	139.9	137	138	141	146.3	142	144	147	151.7	147	149	152	157.1	154	156	159	163.7	
Mbh	60.1	60.9	62.6	65.3	59.5	60.4	62.1	64.7	58.0	58.8	60.6	63.2	55.4	56.2	58.0	60.6	52.2	53.1	54.8	57.4	49.3	50.2	51.9	54.5	
S/T	1.00	0.91	0.78	0.6	1.00	0.92	0.79	0.7	1.00	1.00	0.81	0.7	1.00	1.00	0.83	0.7	1.00	1.00	0.85	0.7	1.00	1.00	1.00	0.8	
ΔT	32.40	30.45	26.80	23.0	32.35	30.40	26.75	23.0	32.63	30.67	27.02	23.2	32.33	30.38	26.73	22.9	32.07	30.12	26.47	22.7	33.29	31.34	27.69	23.9	
KW	3.81	3.81	3.80	3.8	4.30	4.30	4.29	4.3	4.85	4.85	4.84	4.9	5.44	5.44	5.43	5.5	6.10	6.10	6.09	6.1	6.88	6.88	6.87	6.9	
Amps	15.20	15.18	15.15	15.3	17.45	17.43	17.39	17.6	19.95	19.93	19.89	20.1	22.66	22.64	22.60	22.8	25.69	25.67	25.63	25.8	29.24	29.22	29.18	29.4	
Hi PR	280	282	284	288.4	324	325	327	332.0	370	371	373	377.6	419	420	422	426.8	472	473	475	479.7	528	530	531	536.3	
Lo PR	125	126	129	134.2	132	133	136	141.6	138	140	143	148.0	144	145	148	153.4	149	151	154	158.7	156	157	160	165.4	
Mbh	60.9	61.7	63.5	66.1	60.4	61.2	63.0	65.6	58.9	59.7	61.4	64.1	56.3	57.1	58.8	61.5	53.1	53.9	55.6	58.3	50.2	51.0	52.7	55.4	
S/T	1.00	0.95	0.81	0.7	1.00	0.95	0.82	0.7	1.00	1.00	0.84	0.7	1.00	1.00	0.86	0.7	1.00	1.00	0.89	0.7	1.00	1.00	1.00	0.8	
ΔT	31.46	29.51	25.86	22.1	31.41	29.46	25.81	22.0	31.69	29.73	26.08	22.3	31.39	29.44	25.79	22.0	31.13	29.18	25.53	21.7	32.35	30.40	26.75	23.0	
KW	3.83	3.83	3.82	3.9	4.32	4.32	4.31	4.3	4.87	4.87	4.86	4.9	5.46	5.46	5.45	5.5	6.12	6.12	6.11	6.2	6.90	6.90	6.89	6.9	
Amps	15.29	15.28	15.24	15.4	17.54	17.52	17.48	17.7	20.04	20.02	19.99	20.2	22.75	22.73	22.70	22.9	25.78	25.76	25.72	25.9	29.33	29.31	29.28	29.4	
Hi PR	283	284	286	290.6	326	327	329	334.1	372	373	375	379.8	421	422	424	428.9	474	475	477	481.9	530	532	534	538.4	
Lo PR	126	128	131	136.1	134	135	138	143.4	140	142	145	149.8	146	147	150	155.2	151	152	155	160.6	158	159	162	167.2	

IDB: Entering Indoor Dry Bulb Temperature

High and low pressures are measured at the liquid and suction service valves.

Design Subcooling, 5-7°F @ the liquid access fitting connection AHRI 95 test conditions. Design Superheat 15-18°F @ the compressor suction access fitting connection.

KW = Total system power

Amps = outdoor unit amps (comp.+fan)

Shaded area reflects ACCA (TVA) conditions.

EXPANDED HEATING DATA

GP HH32441

	OUTDOOR AMBIENT TEMPERATURE																
	65	60	55	50	47	45	40	35	30	25	20	17	15	10	5	-5	
MBh	29.20	27.41	25.65	23.92	22.80	21.99	19.95	18.03	16.45	15.29	14.45	14.00	13.41	11.95	10.48	9.01	7.55
T/R	29.72	28.16	26.61	25.06	24.13	23.29	21.11	19.07	17.41	16.18	15.29	14.81	14.19	12.64	11.09	9.54	7.98
KW	1.95	1.93	1.90	1.88	1.86	1.85	1.83	1.80	1.78	1.75	1.72	1.71	1.70	1.67	1.65	1.62	1.60
AMPS	7.10	6.99	6.88	6.77	6.70	6.66	6.55	6.44	6.33	6.22	6.11	6.04	6.00	5.89	5.78	5.67	5.56
COP	4.38	4.17	3.95	3.74	3.59	3.48	3.20	2.93	2.72	2.56	2.46	2.40	2.31	2.09	1.86	1.63	1.38
Hi PR	388.26	375.63	363.01	350.38	342.80	337.75	325.12	312.49	299.86	287.23	274.60	267.03	261.98	249.35	236.72	224.09	211.46
LO PR	136.59	128.10	119.60	111.10	106.00	102.60	94.10	85.60	77.11	68.61	60.11	55.01	51.61	43.11	34.61	26.12	17.62

GP HH33041

	OUTDOOR AMBIENT TEMPERATURE																
	65	60	55	50	47	45	40	35	30	25	20	17	15	10	5	-5	
MBh	36.32	33.87	31.47	29.11	27.60	26.46	23.59	20.97	18.83	17.24	16.04	15.40	14.59	12.55	10.52	8.49	6.45
T/R	30.80	29.00	27.21	25.42	24.34	23.33	20.80	18.49	16.61	15.20	14.15	13.58	12.86	11.07	9.28	7.48	5.69
KW	2.52	2.45	2.39	2.32	2.29	2.26	2.19	2.13	2.06	2.00	1.94	1.90	1.87	1.81	1.74	1.68	1.61
AMPS	9.28	9.00	8.72	8.44	8.27	8.16	7.87	7.59	7.31	7.03	6.75	6.58	6.47	6.18	5.90	5.62	5.34
COP	4.23	4.05	3.86	3.67	3.54	3.43	3.15	2.89	2.67	2.53	2.43	2.38	2.29	2.04	1.77	1.48	1.17
Hi PR	403.21	390.10	376.98	363.87	356.00	350.75	337.64	324.52	311.41	298.29	285.18	277.31	272.06	258.95	245.83	232.72	219.60
LO PR	128.86	120.84	112.83	104.81	100.00	96.79	88.78	80.76	72.74	64.72	56.71	51.90	48.69	40.67	32.66	24.64	16.62

GP HH33641

	OUTDOOR AMBIENT TEMPERATURE																
	65	60	55	50	47	45	40	35	30	25	20	17	15	10	5	-5	
MBh	42.77	39.84	37.21	34.20	32.20	30.57	26.58	23.04	20.17	17.99	16.30	15.40	14.28	11.48	8.68	5.88	3.08
T/R	32.63	30.46	28.30	26.14	24.85	23.58	20.51	17.78	15.57	13.88	12.58	11.88	11.02	8.86	6.70	4.54	2.38
KW	2.92	2.82	2.72	2.61	2.55	2.51	2.41	2.30	2.20	2.09	1.99	1.93	1.89	1.78	1.68	1.58	1.47
AMPS	10.81	10.36	9.91	9.46	9.19	9.01	8.55	8.10	7.65	7.20	6.75	6.48	6.30	5.85	5.40	4.95	4.50
COP	4.29	4.14	4.01	3.84	3.70	3.57	3.24	2.93	2.69	2.52	2.40	2.34	2.22	1.89	1.51	1.09	0.61
Hi PR	352.81	341.34	329.86	318.39	311.50	306.91	295.43	283.96	272.48	261.01	249.53	242.65	238.06	226.58	215.10	203.63	192.15
LO PR	131.44	123.26	115.08	106.91	102.00	98.73	90.55	82.37	74.20	66.02	57.84	52.93	49.66	41.49	33.31	25.13	16.95

Calculations are based on nominal CFM and 70 °F indoor dry bulb.

Note: Shaded area is AHRI Rating Conditions at 47°F outdoor ambient temperature

Amps = Outdoor unit amps (comp.+fan)

kW = Total system power

GPHH34241

	OUTDOOR AMBIENT TEMPERATURE																
	65	60	55	50	47	45	40	35	30	25	20	17	15	10	5	-5	
MBh	48.42	45.28	42.19	39.15	37.20	35.76	32.10	28.72	25.97	23.93	22.41	21.60	20.56	17.96	15.36	12.76	10.16
T/R	33.16	31.31	29.46	27.61	26.50	25.47	22.86	20.46	18.50	17.04	15.96	15.38	14.64	12.79	10.94	9.09	7.24
KW	3.17	3.11	3.06	3.00	2.96	2.94	2.88	2.82	2.77	2.71	2.65	2.62	2.59	2.54	2.48	2.42	2.36
AMPS	11.72	11.47	11.22	10.97	10.82	10.72	10.47	10.22	9.96	9.71	9.46	9.31	9.21	8.96	8.71	8.46	8.21
COP	4.48	4.26	4.05	3.83	3.68	3.57	3.26	2.98	2.75	2.59	2.48	2.42	2.32	2.08	1.82	1.55	1.26
Hi PR	364.70	352.84	340.98	329.12	322.00	317.26	305.39	293.53	281.67	269.81	257.94	250.83	246.08	234.22	222.36	210.49	198.63
LO PR	132.73	124.47	116.21	107.95	103.00	99.70	91.44	83.18	74.92	66.67	58.41	53.45	50.15	41.89	33.63	25.38	17.12

GPHH34841

	OUTDOOR AMBIENT TEMPERATURE																
	65	60	55	50	47	45	40	35	30	25	20	17	15	10	5	-5	
MBh	56.91	53.15	49.46	45.82	43.50	41.76	37.37	33.34	30.05	27.60	25.78	24.80	23.55	20.44	17.32	14.20	11.09
T/R	31.67	29.87	28.06	26.26	25.18	24.17	21.62	19.29	17.39	15.97	14.92	14.35	13.63	11.83	10.02	8.22	6.41
KW	3.69	3.64	3.60	3.55	3.52	3.50	3.46	3.41	3.36	3.32	3.27	3.24	3.23	3.18	3.13	3.09	3.04
AMPS	13.50	13.30	13.09	12.89	12.77	12.69	12.49	12.29	12.09	11.89	11.69	11.57	11.49	11.29	11.09	10.89	10.69
COP	4.52	4.28	4.03	3.78	3.62	3.49	3.17	2.86	2.62	2.44	2.31	2.24	2.14	1.88	1.62	1.35	1.07
Hi PR	368.67	356.68	344.69	332.69	325.50	320.70	308.71	296.72	284.73	272.74	260.75	253.55	248.75	236.76	224.77	212.78	200.79
LO PR	133.63	125.32	117.00	108.69	103.70	100.37	92.06	83.75	75.43	67.12	58.81	53.82	50.49	42.18	33.86	25.55	17.24

GPHH36041

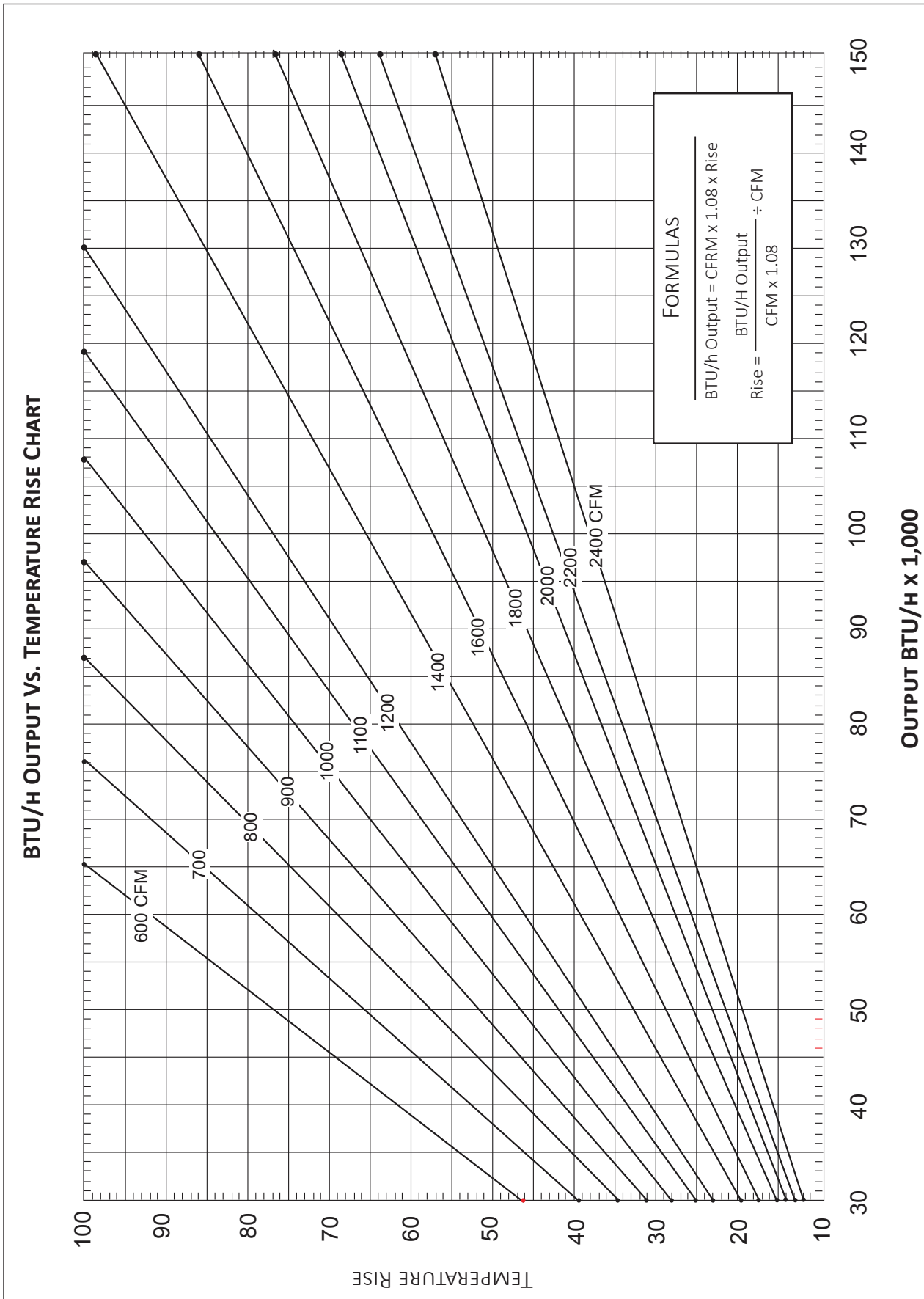
	OUTDOOR AMBIENT TEMPERATURE																
	65	60	55	50	47	45	40	35	30	25	20	17	15	10	5	-5	
MBh	70.60	66.09	61.66	57.30	54.50	52.45	47.23	42.39	38.44	35.51	33.36	32.20	30.71	27.00	23.28	19.56	15.85
T/R	36.97	34.95	32.93	30.90	29.69	28.57	25.72	23.09	20.94	19.34	18.17	17.54	16.73	14.70	12.68	10.65	8.63
KW	4.74	4.66	4.59	4.51	4.46	4.43	4.35	4.28	4.20	4.12	4.05	4.00	3.97	3.89	3.81	3.74	3.66
AMPS	17.91	17.57	17.24	16.90	16.70	16.57	16.23	15.90	15.56	15.23	14.89	14.69	14.55	14.22	13.88	13.55	13.21
COP	4.37	4.15	3.94	3.73	3.58	3.47	3.18	2.91	2.68	2.52	2.42	2.36	2.27	2.03	1.79	1.53	1.27
Hi PR	395.29	382.43	369.57	356.71	349.00	343.86	331.00	318.14	305.29	292.43	279.57	271.86	266.71	253.86	241.00	228.14	215.29
LO PR	127.57	119.64	111.70	103.76	99.00	95.83	87.89	79.95	72.01	64.08	56.14	51.38	48.20	40.27	32.33	24.39	16.45

Calculations are based on nominal CFM and 70 °F indoor dry bulb.

Amps = Outdoor unit amps (comp.+fan)

Note: Shaded area is AHRI Rating Conditions at 47°F outdoor ambient temperature

kW = Total system power



MODEL	SPEED*	VOLTS		E.S.P. (IN. OF H ₂ O)							
				0.10	0.20	0.30	0.40	0.50	0.60	0.70	0.80
GPHH32441	T1	230	CFM Watts	922 74	873 85	823 96	774 107	724 118	675 129	626 140	576 151
	T2,T3	230	CFM Watts	1,172 135	1,121 145	1,068 155	1,012 164	953 175	892 186	832 184	762 203
	T4, T5	230	CFM Watts	1,231 168	1,179 180	1,127 193	1,074 205	1,022 218	969 230	917 243	865 255
GPHH33041	T1	230	CFM Watts	864 72	808 82	757 91	695 103	636 107	567 115	494 123	437 131
	T2,T3	230	CFM Watts	1,323 179	1,270 190	1,220 199	1,171 209	1,119 219	1,060 230	997 240	945 248
	T4, T5	230	CFM Watts	1,404 235	1,362 246	1,321 257	1,271 272	1,238 284	1,191 289	1,150 300	1,105 309
GPHH33641	T1	230	CFM Watts	1,161 139	1,113 150	1,076 163	1,034 172	994 184	949 194	889 207	837 218
	T2,T3	230	CFM Watts	1,379 216	1,343 229	1,305 241	1,265 254	1,226 264	1,190 276	1,148 285	1,108 296
	T4, T5	230	CFM Watts	1,542 291	1,502 301	1,462 314	1,427 327	1,392 339	1,352 349	1,316 359	1,280 371
GPHH34241	T1	230	CFM Watts	1,271 168	1,214 177	1,167 188	1,127 200	1,095 214	1,052 224	1,013 235	971 249
	T2,T3	230	CFM Watts	1,491 245	1,451 258	1,406 268	1,369 281	1,335 294	1,295 305	1,262 318	1,226 330
	T4, T5	230	CFM Watts	1,736 356	1,679 372	1,638 382	1,598 395	1,558 408	1,520 422	1,484 433	1,441 442
GPHH34841	T1	230	CFM Watts	1,337 179	1,297 190	1,218 203	1,155 210	1,118 225	1,088 243	1,022 249	989 268
	T2/T3	230	CFM Watts	1,758 394	1,715 406	1,674 418	1,637 430	1,596 443	1,557 455	1,518 466	1,474 474
	T4/T5	230	CFM Watts	2,002 498	1,935 521	1,885 516	1,827 534	1,767 551	1,732 567	1,669 571	1,618 574
GPHH36041	T1	230	CFM Watts	1,418 212	1,357 219	1,315 227	1,274 236	1,239 243	1,193 252	1,148 266	1,102 275
	T2,T3	230	CFM Watts	1,862 437	1,812 447	1,763 454	1,719 461	1,685 473	1,649 480	1,615 483	1,583 493
	T4, T5	230	CFM Watts	1,933 491	1,886 499	1,838 506	1,796 519	1,759 527	1,723 534	1,693 539	1,669 550

* Speed set at T2 at factory.

HEAT KIT ELECTRICAL DATA (BLOWER ONLY, HEAT MODE)

MODEL AND HEAT KIT USAGE	CIRCUIT #1		CIRCUIT #2		SINGLE-POINT KIT		ACTUAL KW / BTU@ 240V
	MCA ¹	MOD ²	MCA ¹	MOD ²	MCA ¹	MOP ²	
GPHH32441	1.9	---	---	---	--	--	---
HKP-05C*	24.7	25	---	---	45.5	50	4.75 / 16,200
HKR-08C*	36.5	40	---	---	57.2	60	7 / 23,800
HKP-10C*	49.5	50	---	---	70.2	80	9.5 / 32,400
GPHH33041	2.3	---	---	---	--	--	---
HKP-05C*	24.7	25	---	---	45.5	50	4.75 / 16,200
HKR-08C*	36.5	40	---	---	57.2	60	7 / 23,800
HKP-10C*	49.5	50	---	---	70.2	80	9.5 / 32,400
GPHH33641	2.3	---	---	---	--	--	---
HKP-05C*	24.7	25	---	---	50.7	60	4.75 / 16,200
HKR-08C*	36.5	40	---	---	62.4	70	7 / 23,800
HKP-10C*	49.5	50	---	---	75.5	80	9.5 / 32,400
HKP-15C*	49.5	50	24.7	25	100.2	110	14.25 / 48,600
GPHH34241**	3.6	---	---	---	--	--	---
HKP-05C*	24.7	25	---	---	50.8	60	4.75 / 16,200
HKR-08C*	36.5	40	---	---	62.5	70	7 / 23,800
HKP-10C*	49.5	50	---	---	75.6	80	9.5 / 32,400
HKP-15C*	49.5	50	24.7	25	100.3	110	14.25 / 48,600
GPHH34841	3.6	---	---	---	--	--	---
HKP-05C*	24.7	25	---	---	56.4	70	4.75 / 16,200
HKR-08C*	36.5	40	---	---	68.1	80	7 / 23,800
HKP-10C*	49.5	50	---	---	81.2	90	9.5 / 32,400
HKP-15C*	49.5	50	24.7	25	105.9	110	14.25 / 48,600
HKP-20C*	49.5	50	49.5	50	130.6	150	19.0 / 64,800
GPHH36041	7.5	---	---	---	--	--	---
HKP-05C*	24.7	25	---	---	56.4	70	4.75 / 16,200
HKR-08C*	36.5	40	---	---	68.1	80	7 / 23,800
HKP-10C*	49.5	50	---	---	81.2	90	9.5 / 32,400
HKP-15C*	49.5	50	24.7	25	105.9	110	14.25 / 48,600
HKP-20C*	49.5	50	49.5	50	130.6	150	19.0 / 64,800

¹ Minimum Circuit Ampacity @ 208 / 240 V

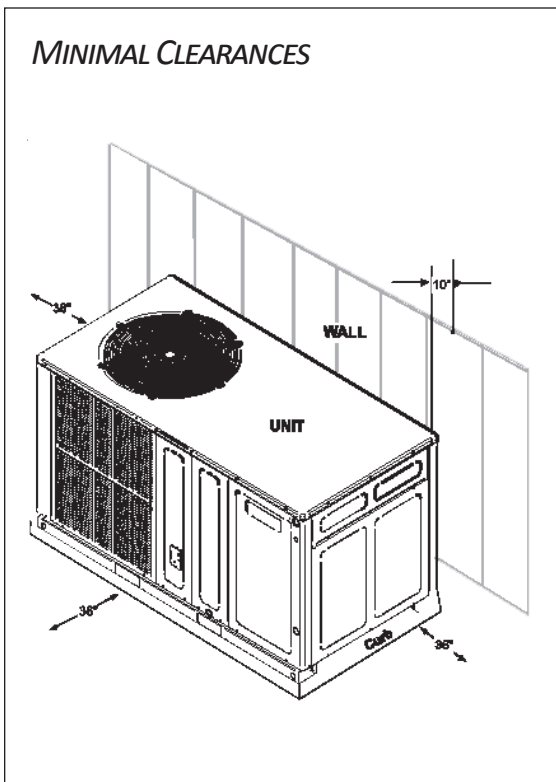
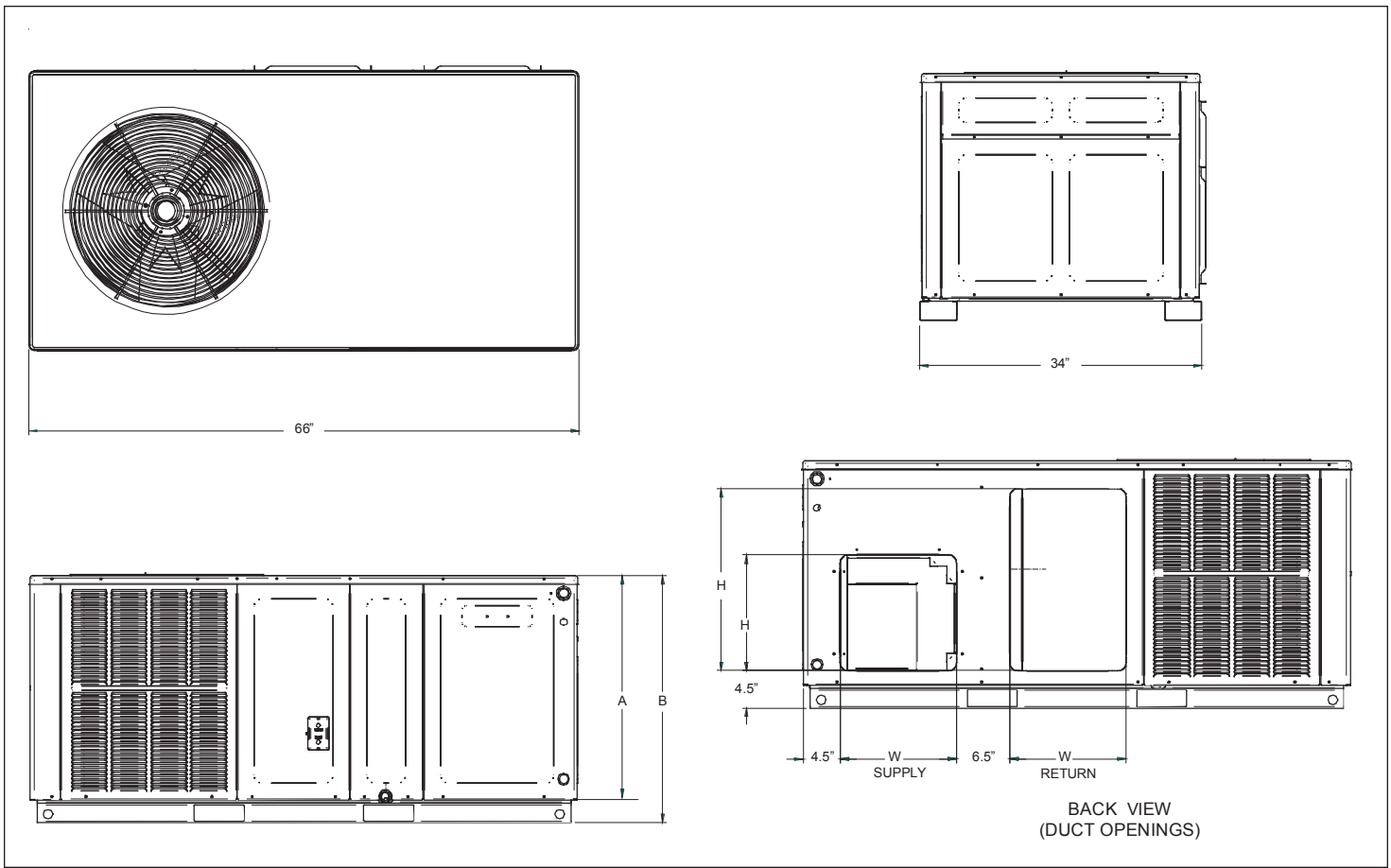
² Maximum Overcurrent Protection Device @ 208 / 240 V

* Revision level that may or may not be designated

C Circuit breaker option

^ Heat Kit requires three-phase power supply

HKP-15C and HKP-20C replace HKR-15C and HKR-20C respectively to meet new UL1995 requirements.



MODEL	UNIT DIMENSIONS				CHASSIS SIZE
	W	D	HEIGHT		
			A	B	
GPHH32441**	66	34	27½	30	Small
GPHH33041**	66	34	27½	30	Small
GPHH33641**	66	34	32½	35	Medium
GPHH34241**	66	34	32½	35	Medium
GPHH34841**	66	34	32½	35	Medium
GPHH36041**	66	34	36	38½	Large

MODEL	DUCT OPENINGS			
	SUPPLY		RETURN	
	W	H	W	H
GPHH32441**	14	14	14	22
GPHH33041**	14	14	14	22
GPHH33641**	14	14	14	24
GPHH34241**	14	14	14	24
GPHH34841**	14	14	14	24
GPHH36041**	14	14	14	24

ACCESSORY DESCRIPTION	ITEM NUMBER	
	SMALL CHASSIS	MEDIUM/LARGE CHASSIS
Downflow Economizer (use w/PCCP roof curb)	DDNECNJPCHHA	DDNECNJPCHHA
Downflow Plenum Kit (use w/PCCP roof curb)	PCP101-103	PCP101-103
Downflow Plenum Kit (R-8) (use w/PCCP roof curb)	PCP101-103 R8	PCP101-103 R8
Elbow Flashing w/R-8 Liner	PCEF101-103	PCEF101-103
Economizer Wiring Harness	0259G00213	0259G00213
External Horizontal Filter Rack	DPHFRA	DPHFRA
Horizontal Economizer	DHZECNJPCHM	DHZECNJPCHM
Inline Fuse Kit	INFKPKG01	INFKPKG01
Isolation Relay Kit (req'd with Economizer)	IRKT-01	IRKT-01
Manual Damper	PCMD101-103	PCMD101-103
Manual Damper - Horizontal	GPHMD101-103	GPHMD101-103
Motorized Damper	PCMDM101-103	PCMDM101-103
Outdoor Thermostat Kit w/ Lockout Stat	OT18-60A	OT18-60A
Roof Curb	PCCP101-103	PCCP101-103
Square to Round Downflow (use w/PCCP roof curb)	SQRPC101	SQRPC102-103
Square to Round Horizontal	SQRPCH101	SQRPCH102-103

SINGLE-POINT KIT ACCESSORY KITS

Select the single-point kit accessory based on the unit model.

MODEL	SINGLE-POINT KIT
GPHH32441**	SPK-30
GPHH33041**	SPK-35
GPHH33641**	SPK-40
GPHH34241**	SPK-45
GPHH34841**	SPK-50
GPHH36041**	SPK-60

